About Us 3 - 4

Info & Service 194 - 204

Index A – Z 200 - 201

Seminars 202 - 203

How to Find Us 204

Earmolds 6 - 9

Rapid Manufacturing 8 - 9

Materials for Conventional Manufacturing 10

Allergy Problems 11

Earmolds for Children 12

Labeling of Earmolds 13

Hearing Protection 14 - 47

Custom-Made Hearing Protection 16 - 25

Communication System / In-Ear-Monitoring 26 - 31

Standard Hearing Protection 32 - 39

Accessories for Hearing Protection 40 - 46

The European “Noise at Work” Directive 47

Laboratory Technique 48 - 193

Care Products 48 - 65

Hygiene and Safety at the Workplace 66 - 71

Impression Taking Technique 72 - 89

Hearing Aid Accessories / Service and Repairs 90 - 103

Tubes, Elbows and Accessories 104 - 109

Presentation / Promotion Assistance 110 - 117

Impression Preparation / Negative Mold Manufacture 118 - 131

UV-Polymerization / Venting 132 - 145

Silicone Technique (cold/hot) 146 - 155

Acrylic Technique (cold/hot) 156 - 165

Shaping and Surface Polishing 166 - 175

Laboratory Equipment and Furniture 176 - 193

Manufacturing of Blanks

UV-Polymerization / Venting 134

Silicone Technique (cold/hot) 148 - 149

Acrylic Technique (cold/hot) 158 - 159

Earmolds

The right kind for everyone: The wide selection of today's earmolds offers an individual solution for every customer. An earmold is a one of a kind. It is the decisive link between the human ear and hearing technology. Technical precision in combination with modern manufacturing technology generate the exact fit. Made to fit the uniqueness of man.

Three Possible Routes, One Goal:

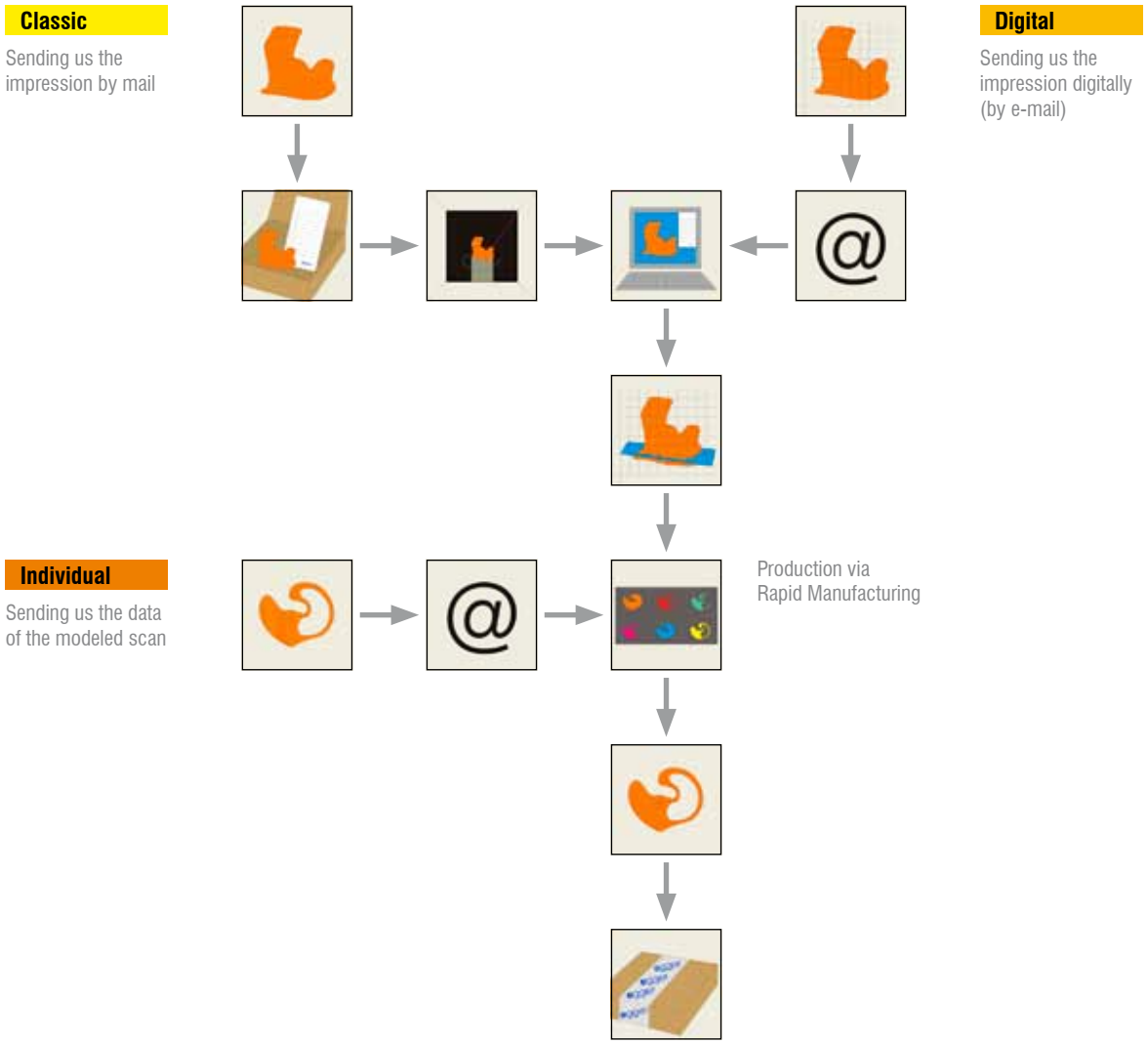

	Impression	Scan	Modeling	Print	Finishing	Shipping
Classic						
Digital						
Individual						

Processed by egger

Processed by customer

Rapid Manufacturing

The direct route to earmold manufacturing. With Rapid Manufacturing a highly precise scan offers perfect data of the ear impression. Then 3D-Modeling makes it possible to generate a customer-specific fitting with regard to functionality, retention and cosmetic design. The result is a custom-fit earmold that can be reproduced exactly – in different colors and at any time. High-quality materials guarantee complete biocompatibility.

Advantages:

1. Scan: The data makes exact reproduction of any number of earmolds possible.
2. Modeling: Computer technology permits incorporating individual and functional specifications.
3. Print: The manufacturing process guarantees highest quality – every time.
4. Finishing: The earmold is adjusted manually and is completely biocompatible.

Materials for Conventional Manufacturing

Ak Acrylic, cold polymerizate

- UV-resistant
- monomer-polymer base (PMMA)

Colors:
pink-transparent
transparent
Color Collection / Colored Acrylic Earmolds

Ah Acrylic, hot polymerizate – extremly robust

- especially kind to the skin
- the material structure is even harder than that of acrylic cold curing material
- UV-resistant
- monomer-polymer base (PMMA)

Colors:
pink-transparent
transparent
beige-transparent

AhK Acrylic combo hot polymerizate

- auditory canal is made of flexible and concha is made of hard acrylic hot polymerizate

Colors:
pink-transparent
transparent

C Colana – cosmetic

- improves the cosmetic aspect of BTE earmolds
- colored in 8 different skin tone shades
- acrylic cold polymerizate on monomer-polymer base (PMMA)

S70 Silicone 70 shore – soft

- tenacious, but elastic, very high tensile strength, non-skid material
- one-component, hot-curing silicone with a degree of hardness of 70 shore

Colors:
pink-transparent
transparent
Color Collection / Colored Silicone Earmolds

S50 Silicone 50 shore – very soft

- elastic (rubber-like), very high tensile strength, non-skid material
- one-component, hot-curing silicone with a degree of hardness of 50 shore

Colors:
pink-transparent
transparent

S/K Silicone 70/50 shore – soft combination

- elastic, very high tensile strength
- auditory canal is made of rubber-elastic and concha is made of tenacious-elastic, hot-curing silicone

Colors:
pink-transparent
transparent

S30 Silicone 30 shore – extremely soft

- super-soft material structure with a degree of hardness of 30 shore
- high tensile strength, permanent elasticity, non-skid material
- addition-vulcanizing silicone

Colors:
pink-transparent
transparent
red, blue, yellow, green, white

Cat Catamaran – for splash protection

- floatable
- addition-vulcanizing, super-soft silicone with a degree of hardness of 30 shore

Colors:
Color Collection / Colored Silicone Earmolds

TC THERMOtec® – thermal flexible

- especially kind to the skin
- good transfer of humidity
- flexible at body temperature, hard at ambient temperature
- permanent elasticity and trouble-free application
- polyurethane base

Patent under No. P4107284

Colors:
pink-transparent
transparent
red
blue
yellow
green
black

All used materials are subject to regular quality checks.

Allergy Problems?

egger materials for earmolds are tested and biocompatible.

Only skin friendly materials are used. In exceptional cases

surface coating and special materials can help.

Titanium Earmold
Antiallergic metal earmold produced from an existing LP/H earmold with fully white cast method. The LP/H earmold is used for the manufacturing of the cast form and burns during casting under high temperatures, leaving no residues. It is necessary to wear the LP/H earmold beforehand as it is not possible to rework the titanium material.

Advantages:
- antiallergic, biocompatible material which is used in implantation technology
- highest degree of skin and body compatibility
- metal fineness
- pureness of metal
- so far no incompatibility known
- precious metal
- absolutely no plastic components
- low metal weight
- extremely long durability
- robust and insensitive

LP/H Earmold
PMMA-free plastic material on acrylic base which is polymerized and completely cured under UV-blended light.

Advantages:
- very skin friendly material
- PMMA-free
- easy to manufacture

Gold-Plated Earmold
After use on a trial basis, a hard earmold can be 18 carat gold-plated. A gold-plated earmold cannot be reworked.

Advantages:
- antiallergic surface sealing
- every hard earmold can be coated later
- very skin friendly
- gold-plating of bond surfaces or of all surfaces possible
- high-grade appearance and decorative accessory
- high-gloss surface
- high surface cleanliness (18 carat)

THERMOtec® Earmold
The best mixing degree can be reached when mixing the two-component material while degasifying under vacuum. The following polymerization under pressure and temperature guarantees an optimal skin-compatibility.

Advantages:
- good transport of moisture
- patented (protected)
- physiologically perfect
- soft in the ear at body temperature
- hard at room temperature
- easy to fit in the ear
- permanent elasticity
- easy to rework

Lacquered Earmold
An existing hard earmold can be sealed later with LP/H lacquer and hardened under UV-light. It is absolutely necessary to use the earmold on a trial basis because a lacquered earmold cannot be reworked without rupturing the LP/H coating.

Advantages:
- antiallergic surface sealing is possible at a later date on every hard earmold
- increases the skin-friendliness of acrylic earmolds in case of allergic reactions
- smooth surface structure

Rhodium-Plated Earmold
After use on a trial basis a hard earmold can be rhodium-plated. A rhodium-plated earmold cannot be reworked.

Advantages:
- antiallergic surface sealing is possible at a later date on every hard earmold
- very skin friendly
- rhodium-plating of bond surfaces or all surfaces possible
- high-grade appearance and decorative accessory

Earmolds for Children

Good hearing from the beginning is the most important prerequisite for the development of the speech center. To enable children to use high-quality hearing systems especially finely worked earmolds are essential. The thin-walled earmold improves the willingness to wear the hearing aid and perfectly insulates the child's ear. Earmolds for children are produced from robust, durable material. Various colors and our Color Collection increase the joy of wearing them. Sound tubes with a small diameter, made especially for children, fit into the tiniest auditory canals. Special retaining earmolds are available for the speech processors of CI-hearing systems.

For more information please contact us.

Phone: +49 831 5811340.

Care Program

... for long-lasting, good hearing. Professional cleaning and drying ensure the functionality of hearing systems and prevent ear infections. For the hearing aid acoustician the egger care program is the beginning of a continuous customer relationship and lucrative additional sales.

You can choose from the following product lines:

- *Cedis:* The strong brand for all hearing systems
- *Cedis* Kids: Especially for children
- *Cedis* N-Pro: The special program for hearing protection
- *Cedis* med: Cleansing products with long-term antimicrobial effectiveness
- *Cedis* [my.name]: Your name as a brand

Please give us a call to talk about the details.

Phone: +49 831 5811360

Labeling of Earmolds

Earmolds are unique. Individual labeling underlines this fact. By adding the name of the company, manufacturing date or left-right-markings the earmold becomes unique. Special requests are possible. Labeling is done by laser technology thus distinguishing the product from others.

We will be happy to inform you.
Phone: +49 831 5811340.

When it starts whistling while you are chewing …

A bite block may help to take a more precise impression, in particular when high transmission gain is needed or in cases of feedback while chewing. While taking the impression, the customer bites down on the bite block putting slight pressure on the jaws. Thus the jaw muscles are strained and the auditory canal straightened.

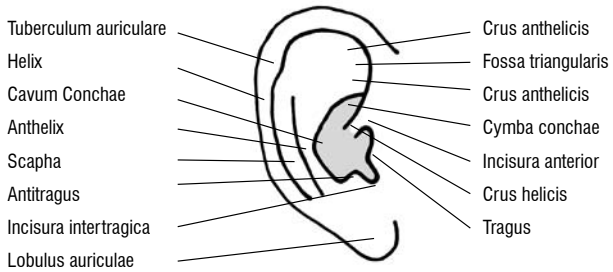

The Impression Taking

From taking an impression to forming an earmold. Basis for a high-quality earmold is a precise impression-taking of the ear. Experience, expertise and the right materials are necessary for this. The more exact the hearing aid acoustician defines the details for the order, the more precise an earmold can be manufactured. In particular this means giving detailed information on the length of the auditory canal, the length of the cymba, the type of sound tube etc.

Do you have any questions on impression-taking for circumaural earmolds, rest pieces or non-skid earmolds?
We will be happy to provide you with information.
Please give us a call.
Phone: +49 831 5811340.

***Cedis* Drying Container,** 125 ml **87305**
For the drying of hearing aids with drying capsules.

***Cedis* Kids Drying Container,** 125 ml **80255**
Designed for kids! With the well-known Cedilino mouse.

***Cedis* Drying Bag**
The handy alternative to the drying container, e. g. when traveling!
Foldable drying bag with hook tape fastener. For use with drying capsules.

small, 150 mm x 110 mm **80211**

large, 315 mm x 110 mm **80210**
also suitable for the drying of hearing-aid glasses

***Cedis* med WB,** water-based
The unique hearing system care for hearing aids and earmolds with long-term antimicrobial effectiveness! Now water-based without alcohol. The disinfectant solution protects against microbial deposits for 5 days (tested and approved by SGS Fresenius Institute GmbH, Taunusstein)

- highly effective
- long-term effective
- antibacterial

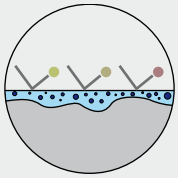

Apply once, enjoy 5 days of sanitary certainty

Cleansing Stick, 15 ml **86840**

Cleansing Wipes, 15 pieces **83844**

With antimicrobial long-term effectiveness and new formula

***Cedis* Cleansing Tablets**
Cleans reliably and removes persistent cerumen deposits from BTE earmolds. With active oxygen.

Box with 20 tablets **87100**

Economy Pack with 30 tablets in vial **87130**

***Cedis* Kids Cleansing Tablets** **87140**
Designed for kids! With the well-known Cedilino mouse.

Box with 20 tablets

And don't forget our matching and handy cleansing container with sieve:

***Cedis* Cleansing Container,** 150 ml **80200**
For cleaning BTE earmolds with *Cedis* cleansing tablets. With integrated withdrawal device for sieve!

Container, incl. sieve and lid

***Cedis* Kids Cleansing Container,** 150 ml **80250**
Designed for kids! With the well-known Cedilino mouse.

Container, incl. sieve and lid

***Cedis* Cleansing Wipes**
Moist wipes for quickly and effectively cleaning and disinfecting (bactericidal, fungicidal and heptavirucidal effect) hearing aids and earmolds.
Reaction time: 3 minutes

For retail sales:

Pocket Dispenser with 25 moist wipes **86801**

Refill Pack for pocket dispenser (25 wipes) **86804**

Single Wipes, 25 pieces **86802**

For retail sales and sales campaigns:

Transparent Pillow Pack with 3 single wipes **86823**

Transparent Pillow Pack with 5 single wipes **86825**

Box with 1000 single *Cedis* cleansing wipes **86805**

For our practical sales counter display please see page 117.

For use in the laboratory and shop:

Large Dispenser with 90 moist wipes **87200**

***Cedis* N-Pro,** the brand-care for hearing protection

Single Wipes, 25 pieces **86822**

Single Wipes in Transparent Pillow Pack, with 3 single wipes **86826**

Single Wipes in Transparent Pillow Pack, with 5 single wipes **86827**

Box with 1000 single cleansing wipes **86833**

For our practical sales counter display please see page 117.

***Cedis* Spray**

Ready-made spray for cleaning and disinfecting (bactericidal, fungicidal and heptavirucidal effect) hearing aids and earmolds.
Reaction time: 3 minutes. Propellant-free.

For retail sales:

Spray with Brush, 30 ml **86701**

Spray with Atomizer, 30 ml **86704**

Spray Refill Bottle, 30 ml **86703**

For use in the laboratory and shop:

Spray with Atomizer, 100 ml **86700**

Spray with Hand Spray Pump, 1 l **86770**

***Cedis* N-Pro,** the brand-care for hearing protection

Spray with Atomizer, 30 ml **86731**

Spray Refill Bottle, 30 ml **86722**

***Cedis* Cleansing Concentrate,** 250 ml **87155**

Cleans reliably and removes persistent cerumen deposits from BTE earmolds. Cleansing concentrate in a practical bottle with integrated dosing help! To be used in *Cedis* cleansing container (REF 80200). To be mixed with water to a ratio of 1 : 4. Makes 1.25 l of cleansing solution.

***Cedis* OtoFloss**

Special cleansing threads for sound tubes with different inner diameters, ideal for open fit hearing aids.

OtoFloss for inner diameter > 0.9 mm **78030**
Dispenser box with 30 threads

OtoFloss mini for inner diameter ≤ 0.9 mm

Dispenser Box with 100 pieces **78036**

Bag with 10 pieces **78039**

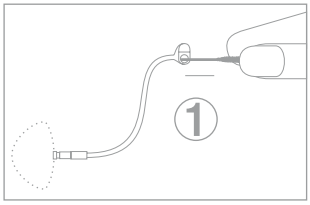

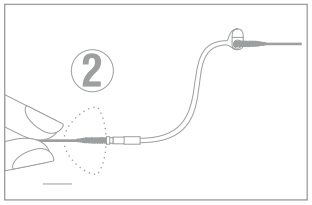

Care for open fit hearing aids now also available as small package

***Cedis* MultiTool** **78041**

Special tool with magnet for easy removal of batteries. The integrated brush and synthetic thread are ideal for removing persistent deposits in slim tubes.

Transparent pillow pack with 5 MultiTools

Cedis VentBrush

Special brushes to clean sound canals and vents. Available in 2 different diameters.

Contents: 10 pieces

Ø 2.5 mm	**78025**
Ø 5.0 mm	**78026**

Cedis Air Blower, blue with chrome-plated metal tip

82400

Ergonomically shaped air blower with very slim chrome-plated metal tip for blowing out sound tubes and vents.

Cedis AirPower

The comfortable alternative to the air blower! Air spray to blow out sound canal bores and ventings. With conical tip for easy handling.

Spray, 35 ml (for approx. 50 applications)	**82551**
Box with 12 sprays	**82554**
Spray, 100 ml (for approx. 150 applications)	**82550**
Box with 12 sprays	**82552**

Cedis AirPower Professional

82555

The professional alternative for every innovative acoustician shop!
Portable pneumatic compressor with practical air pistol to blow out sound canal bores and ventings.

- low noise operation (approx. 30 dB)
- automatic operation with quick coupling
- 17 l/min suction power
- individually adjustable pressure up to 6 bar
- motor output 150 W
- 1 l pressure tank
- incl. 4 m spiral hose for compressed air

Weight: 13 kg
Dimensions: W 220 x D 420 x H 390 mm

Cedis – like a breath of fresh air

Cedis Gel

Skin care gel with feel-good effect! The gel with Aloe Vera to prevent irritations. The gel is absorbed by the skin and eases insertion of the earmold. For best wearing comfort, use the gel before and after wearing the hearing system.

Tube with 5 ml **31880**

Sales Display with 30 tubes **31883**

Cedis N-Pro, the brand-care for hearing protection

The gel with Aloe Vera prevents irritations, is absorbed by the skin and eases insertion of the hearing protector. For best wearing comfort, use the gel before and after wearing the hearing protection earmolds.

Tube with 5 ml **31870**

Sales Display with 30 tubes **31873**

Cedis Promotion Assistance

In order to support your sales activities, we can supply you with free information brochures for your customers.
Just ask for them!

***Cedis* End User Brochure** **87066**

Flyers on:

***Cedis* Travel Bag** **870202**

***Cedis* Dry Case** **870860**

***Cedis* Drying Cushion** **870862**

***Cedis* med** **796468**

Of course we can also offer you advertising material for promotions, seasonal offers or special campaigns.

Further presentation products from page 110

Cedis [my.name]

Your name as a brand – with your own care range

Brands create confidence and stand for individuality.
Use your good name as a brand name. We make it possible.

You act as competent system supplier.
You distinguish yourself from others.
With an own custom-made care range, that offers everything your customer needs.

With *Cedis* [my.name] you create confidence and lasting customer relations.

Attractive
Attract your customers' attention with your own design with *Cedis* [my.name]
and thus create a profitable additional business.

Individual
Your name as a brand – create your own reliable brand.

Flexible
Order the products according to your demand, with a minimum order quantity of only 50 pieces,
with short handling time.

***Cedis* [my.name] Eco**:
The favorably-priced starting program

Minimum order quantity: 50 pieces
Ideal for testing new products
No contractual commitments
No additional charges, but with sliding-scale prices
Attractive design
Packaging with basic information (contents, CE, etc.) in four languages:
German, English, French, Spanish
Including satisfaction guarantee

And this is how it works:

- Select products
- Select design
- Define color
- Send your logo to us

... and there it is: your professional care program with your own name.

For your individual order form, please contact us under: +49 831 5811360

***Cedis* [my.name] Standard**:
For customers with an existing care program

You are already successfully selling care products on the market.
You require individual products, adjusted to your company appearance.
You want high quality with flexibility.

Our offer: ***Cedis* [my.name] Standard**

- Custom-made boxes from 250 pieces
- No contractual commitments
- Stickers on neutral boxes with personalized design

Please ask for your individual offer under: +49 831 5811360

***Cedis* [my.name] Premium:**
(Nearly) everything is possible.

You need care products in large numbers.
You want a personalized design, adjusted to existing products.
You wish to offer a different box size.
You intend to amplify your product range with products besides standard.

Our offer: ***Cedis* [my.name] Premium**

- Available with 1000 pieces
- Boxes are printed directly in all desired languages
- Free storing of products and packaging
- We will help you with the design

For detailed information, please contact us under: +49 831 5811360

Hygiene and Safety at the Workplace

Cedis Profi for professional hygiene management at the workplace. For the demanding hearing aid acoustician quality is the highest priority. Directly linked to this is hygiene at the highest level. A clean, healthy, germ-free work method is therefore of central importance of today's quality management. Protect yourself and your customer.

Hygiene – A Must

The risk of contracting dangerous or simply uncomfortable pathogens is increasing, especially for people working in medical or medical-related professions. Hearing aid acousticians are among these groups.

The only effective aid against this is professional hygiene, i. e.:
Infection prevention. Thus it is necessary to be able to recognize and correctly assess the dangers of infection. Efficient prevention is subsequently guaranteed by adhering to

- organizational measures,
- cleaning,
- disinfecting.

Cedis Profi products offer a comprehensive and professional disinfection and hygiene program for the entire spectrum of hearing aid acoustics.

PREVENTIVE – EFFECTIVE – SAFE

Preparations for Cleaning Hands and Skin

Clean hands are a must for every hearing aid acoustician. Only then a customer will feel comfortable. Only then a transfer of germs can be safely avoided.

Consequent hand hygiene includes:

- removal of all relevant pathogenic germs,
- an optimal skin-compatible cleaning,
- regular care.

Preparations for Disinfecting Tools, Instruments and Earmolds

Regularly disinfecting and cleaning all tools, instruments and earmolds used in daily operation is essential. Objects contaminated by dirt, body fat and pathogenic germs may lead at worst to the transfer of dangerous micro-organisms. The consequent use of highly effective preparations protects you and your customer.

Preparations for Disinfecting Surfaces

All surfaces of your working environment must be disinfected and cleaned regularly. Only then a germ transfer from the work environment to instruments and ultimately to people can be avoided. Only consequent hygiene in all areas provides comprehensive protection.

Professional Systematic Hygiene

Hygiene is not reserved for only a special few. All employees must make sure that the entire working environment is kept clean. Our hygiene plan provides clarity about the necessary steps. The plan (size: DIN A3) includes a summary of the different applications and suitable products, free of charge and for hanging in your shop.

What	When	How	Wherewith/Dosage/Exposure Time
Hands	before/after each customer-/ hearing aid contact when necessary/ after finishing work	Removing of relevant pathogenic germs by rubbing with antimicrobial gel. Also for use without water and towel. Rub in for skin care.	***Cedis* Profi ANTISEPT** **3 ml/30 sec rubbing into** ***Cedis* Profi CARE**
Hearing Aid	before/after each service	Spray with cleansing disinfectant, dry off after exposure time. Wipe with cleansing disinfectant, dry off after exposure time. Rub into the surfaces, leave for 5 minutes. Do not dry. The disinfectant builds a nano film on the surface, which additionally protects the hearing system.	*Cedis* cleansing spray 3 minutes exposure time *Cedis* cleansing wipes 3 minutes exposure time *Cedis* med stick and pads 5 minutes exposure time
Earmold	before/after each service	Disinfection or cleaning in the immersion- or ultrasonic bath, dry off after exposure time. Rub into the surfaces, leave for 5 minutes. Do not dry. The disinfectant builds a nano film on the surface, which additionally protects the hearing system.	***Cedis* Profi UltraActiv** **3 %/5 minutes exposure time** *Cedis* med stick and pads 5 minutes exposure time
Impression	after impression taking	Wipe with cleansing disinfectant, dry off after exposure time.	*Cedis* cleansing wipes 3 minutes exposure time
Tools	after each application	Spray with cleansing disinfectant, dry off after exposure time. Wipe with cleansing disinfectant, dry off after exposure time. Disinfecting or cleaning in the immersion- or ultrasonic bath, dry off after exposure time.	*Cedis* cleansing spray 3 minutes exposure time *Cedis* cleansing wipes 3 minutes exposure time ***Cedis* Profi UltraActiv** **3 %/5 minutes exposure time**
Workplace	on visible contamination/ after finishing work	Wipe with cleansing disinfectant, dry off after exposure time.	***Cedis* Profi SURFACE** **5 minutes exposure time**
Earphones	after each application	Wipe with cleansing disinfectant, dry off after exposure time.	*Cedis* cleansing wipes 3 minutes exposure time
Otoscope Funnel	after each application	Disinfecting or cleaning in the immersion- or ultrasonic bath, dry off after exposure time.	*Cedis* Profi UltraActiv 3 %/5 minutes exposure time

With the egger hygiene plan you will find everything you need to know at a glance:
- What do I need to do?
- Which product do I need to use?
- How do I use it?

The products are easy to use due to a perfectly matching system.

Cedis Profi offers

- everything from one source,
- sliding-scale prices,
- favorably-priced starter sets.

Examined and tested. For your safety.

Cedis Profi ANTISEPT

Gel for sanitizing hands. Effective against bacteria and fungi. Mild, alcohol-based gel with fast reaction time (30 sec.) No water or towel needed.

500 ml Bottle with Portioning Pump (3 ml/stroke) **86206**

Cedis Profi ANTISEPT Wall Dispenser **862062**

Practical, wall-mounted dispenser with refillable, 250 ml glass container (gel not included) for *Cedis* Profi ANTISEPT. Pump stroke adjustable from 1 – 5 ml.

500 ml Refill Bottle **862061**

Cedis Profi CARE, 500 ml, bottle with portioning pump **86207**

Lotion for the cosmetic hand and skin care. Apply after using *Cedis* Profi ANTISEPT. Lotion absorbs quickly, is non-greasy and smells pleasantly.

Cedis Profi UltraActiv

Concentrate for disinfecting and cleaning earmolds and instruments, free of phenol and aldehyde, effective against bacteria, fungi, HBV- and HIV-viruses. For use in ultrasonic devices. The 3 % solution is fully effective after a 5-minute reaction time.

500 ml Bottle with Portioning Pump (3 ml/stroke) **86208**
2 l Bottle **862081**

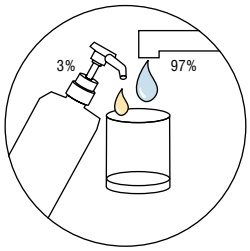

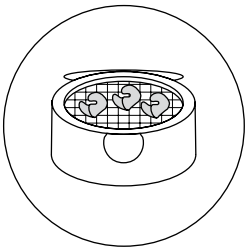

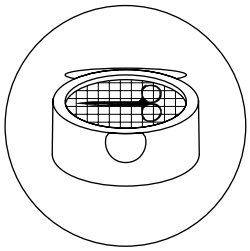

For ultrasonic cleansing devices, please see page 184.

***Cedis* Profi SURFACE,** dosing bottle with 120 ml concentrate **86209**

Water-based, long-term active concentrate for disinfecting and cleaning surfaces, devices, workbenches, etc, or even sanitary areas. With *Cedis* Profi SURFACE you will achieve an antimicrobial clean that lasts up to 10 days! Reaction time: 5 minutes. Effective against bacteria, fungi, viruses, including hepatitis B and C, influenza, H5N1, H1N1, rotavirus and adenovirus. Free of formaldehyde and phenol. Pleasant smell. The special dosing bottle guarantees easy and accurate mixing of the cleansing concentrate with water. Produces 3.75 l ready-to-use cleansing solution.

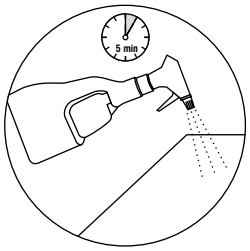

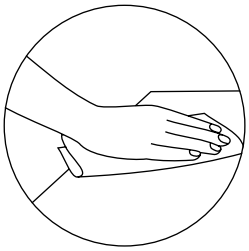

***Cedis* Profi Starter Kits**

Be on the safe side from the very beginning! Favorably-priced complete packages of *Cedis* Profi products for a professional hygiene management at work. Including a poster-sized hygiene plan (DIN A3) for displaying in the shop.

***Cedis* Profi Starter Kit Slim** **862502**

Contents:

Cedis Profi ANTISEPT, 500 ml with portioning pump
Cedis Profi CARE, 500 ml with portioning pump
Cedis Profi SURFACE, dosing bottle with 120 ml of concentrate
Cedis Profi UltraActiv, 500 ml with portioning pump
50 ml glass for ultrasonic device, 10 pieces
100 ml measuring beaker
Hygiene plan, DIN A 3

***Cedis* Profi Starter Kit Advanced** **862512**

Same composition as Starter Kit Slim, yet with practical wall-mounted dispenser for *Cedis* Profi ANTISEPT.

All beginnings are easy

Impression Technique

A precise ear impression is the prerequisite for a perfectly fitting earmold. The higher the quality of the impression material and suitable special tools, the easier, more comfortable and more successful the impression-taking process for the customer. egger impression technique offers all the suitable necessities: the tools, the material. For every step of the process.

Description of Process

The following diagram is to provide an overview of the impression-taking process – the basis for a perfectly designed earmold.

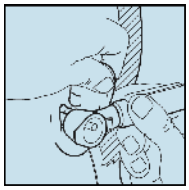

Examining the ear
Irregularities in the ear or auditory canal area can be detected with the otoscope.
(Otoscopes from page 76)

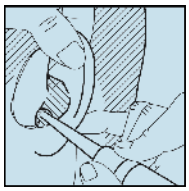

Preparing the ear
- depilating the auditory canal area
- creaming the auditory canal area if necessary
- inserting the impression pad

Automix Cartridge System
(from page 82)



Impression taking
with inject pistol

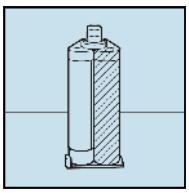

Cartridge

No mixing or
dosing necessary



Impression taking
Please take care that the
inject pistol is safely supported

Kneadable Impression Materials Manual mixing
(from page 85)

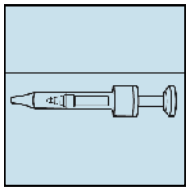

Impression taking
with impression syringe

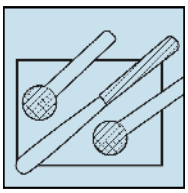

Mixing with
A-type silicones
to a ratio of 1 : 1

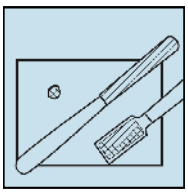

Mixing with
C-type silicones
to a ratio of 25 : 1

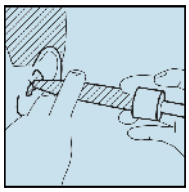

Impression taking
Please take care that the impression
syringe is safely supported

Demolding
The impression length should also show the second bend of the auditory canal part. Every area of the impression should be reproduced accurately.

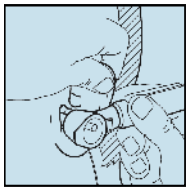

Check
A gentle impression taking is the result of using egger impression materials. The final check with the otoscope is still necessary.

The egger Impression Materials

Material characteristics, the impression-taking method and, last but not least, personal preferences influence the procedure of impressing an ear. We are pleased to advise and support you in finding an individualized solution for your demands. Choose the right impression material.

We provide you the opportunities to decide on:

1. The type of processing: - with the impression syringe or the injection pistol

2. The dosage: (kneadable materials only)
- addition-vulcanizing egger impression materials with a mixing ratio of 1 : 1
- condensation-vulcanizing egger impression materials with hardening pastes

3. The flowability: - the lower the viscosity the higher the flowability

4. The final degree of hardness: - the higher the shore value the harder the impression, measured after 1 hour of hardening

Material	Colors	Smoothness Consistency	Flowability low – high	Final degree of hardness in shore A after 1 h	Impression taking with inject pistol / Injector S 50
Addition-vulcanizing (1 : 1), material in cartridges Impression taking with inject pistol / Injector S 50					
egger A/soft	○ ●	soft		35	X
egger A/soft S 50					X
egger A/ITE	○ ●	very soft		34	X
egger A/ITE S 50					X
egger A/II S 50 from page 82	● ●	normal		40	X
Addition-vulcanizing (1 : 1), kneadable Impression taking with impression syringe					**Impression taking with syringe**
egger A	○ ●	normal		36	
egger A/I	○ ●	very soft		26	
egger A/II from page 85	○ ●	soft		40	
Condensation-vulcanizing with hardener, kneadable Impression with impression syringe					**Impression taking with syringe**
egger C	●	normal		40	
egger C/I	○	soft		23	
egger C/II from page 86	●	very soft		25	

Heine Mini 3000 Otoscopes

Robust and durable pocket light of a compact and up-to-date design with a chrome-plated cap. Delivers bright, concentrated light due to a new XHL (Xenon halogen Lenses) lamp. Pivotable viewing window with 3X magnification. Comes with holder clip and integrated on/off button. The high-quality, ergonomically shaped handle casing, made of chrome alloy and enhanced plastic, is characterized by its impact resistance, sturdiness and non-slip surface. Interchangeable dry, AA batteries included.

Comes with 4 reusable funnels (of 2.4 / 3.0 / 4.0 / 5.0 mm) and 5 disposable funnels with a diameter of 2.5 and 4 mm respectively:

black	**26602**
blue	**26603**
with Hard Shell Case	
black	**26606**
blue	**26607**

Direct illumination with XHL lamp

Spot on!

Spare Parts for Heine Mini Otoscopes from the Series 2000 and 3000

for Heine mini 3000

Otoscope Attachment	
black	**26613**
blue	**26614**
Screw-On Top	
black	**26615**
blue	**26616**

Spare Bulb XHL Xenon Halogen	**26608**

for Heine mini 2000 (also available in the colors: blue and green)

Otoscope Attachment	
black	**26703**
Screw-On Top	
black	**26701**

Spare Bulb halogen	**27300**

Heine Alpha NT 200 - Set **27000**

Set includes Alpha FO otoscope, ear light, charging station (with overcharging protection) and 4 reusable funnels. The Alpha FO otoscope is characterized by a high-quality silicate glass lens with 3 x magnification for reflection-free illumination of the auditory canal. FO otoscope and ear light are equipped with a 2.5 V halogen lamp and come with durable, rechargeable batteries with short charging times.

Fiber optic illumination (FO)

Spare parts and accessories:

Spare Bulb 2.5 V halogen for FO-otoscope **27400**
Spare Bulb 2.5 V halogen for ear light **26600**
Acrylic Tip for ear light **26912**

Screw-On Top for rechargeable handle **26618**
Spare Rechargeable Battery 2.5 V **27001**
Otoscope Attachment Alpha FO **27010**

Reusable Funnels, black
Suitable for Heine otoscopes (mini 2000 and 3000).

Set incl. 4 funnels with a diameter of 2.4 / 3.0 / 4.0 / 5.0 mm **28000**

Singles:
Ø 2.4 mm **28001**
Ø 3.0 mm **28002**
Ø 4.0 mm **28003**
Ø 5.0 mm **28004**

Disposable Funnel, black
Suitable for Heine otoscopes (mini 2000 and 3000).
Contents: 50 pieces

Ø 2.5 mm **27100**
Ø 4.0 mm **27101**

Disposable Funnel Dispenser **27102**

A new tip for every customer. The right size, visible and easy to take out. Holds 4 rows with 45 pieces each. Every dispenser is equipped with 45 funnels of 2.5 mm and 4.0 mm in diameter respectively.

Dimensions: H 20 x W 14 x D 4 cm

Riester Pen-Scope Otoscope, 2.7 V

The low-cost otoscope with an appealing cost-benefit ratio. Direct lighting with reflection-minimized view and daylight-like illumination. Easy lamp replacement by removing specula mounting. Removable magnifying lens with 2.5-fold magnification. Battery-powered (type LR6 – 1.5 V batteries included). Incl. 5 reusable funnels in 2.5 and 4 mm respectively. In padded nylon bag with hook tape fastener and belt loop. High-quality materials and an excellent finishing guarantee great reliability during every examination. To increase illumination, the lamp (REF 26765) can also be replaced by a 2.5 V halogen lamp (REF 26767).

Available in the following colors:

black	**26750**
grey	**26751**
blue	**26752**
saffron	**26753**
green	**26754**

Direct lighting with reflection-minimized view.

Appealing cost-benefit ratio

Reusable Funnels, black
Suitable for Riester pen-scope otoscope.

Set incl. 5 funnels with a diameter of 2.0 / 2.5 / 3.0 / 4.0 / 5.0 mm	**26776**
Singles:	
Ø 2.0 mm	**26771**
Ø 2.5 mm	**26772**
Ø 3.0 mm	**26773**
Ø 4.0 mm	**26774**
Ø 5.0 mm	**26775**

Spare Lamps for Riester Pen-Scope Otoscope
for new model with direct illumination (lamp visible in field of view)

2.7 V	**26765**
2.5 V halogen	**26767**

for the predecessor model pen-scope in FO design
(lamp not visible in field of view)

2.7 V	**26755**

Heine Ear Light with Acrylic Tip
For placing the impression pad in the auditory canal. With Xenon Halogen Technology. Robust, durable lamp with a bright, concentrated light thanks to the lens-lamp. Battery-operated (interchangeable dry cell-type, AAA batteries are included).

black	**26610**
blue	**26621**

Ear Light for Vented Ear Impression Taking
For placing a vented impression pad in the auditory canal. The vent tube from the impression pad is inserted into the special positioning tip and can then be placed far down in the auditory canal without any difficulties. With Xenon Halogen Technology. Robust, durable lamp with a bright, concentrated light thanks to the lens-lamp. Battery-operated (interchangeable dry cell-type, AAA batteries are included).

black	**26612**
blue	**26622**

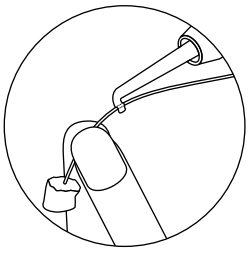

Spare Parts and Accessories for Heine Ear Lights

for new model

Spare Bulb XHL Xenon Halogen	**26601**
Acrylic Tip for ear light	**26914**
Acrylic Tip for vented impression taking	**26916**

available for predecessor model (until fall 2007)

Spare Bulb halogen	**26600**
Acrylic Tip for ear light	**26901**
Acrylic Tip for vented impression taking	**26909**

Impression Pads

The impression pad protects the eardrum during impression taking. Using the ear light and bayonet tweezers, it is placed in the auditory canal before impressing the ear. Every pad is equipped with a safety thread. The impression pads are available in different sizes, shapes and materials:

Impression Pads (Elastic Foam)

with safety thread

Contents: 100 pieces

Conical, pink **27800**
Length approx. 1.2 cm
Max. diameter approx. 1.2 cm

Cylindrical, white **27804**
Length approx. 1.0 cm
Max. diameter approx. 1.0 cm

Impression Pads (Cotton)

Contents: 50 pieces

Small, with blue safety thread **27813**
Diameter approx. 0.65 cm

Medium, with white safety thread **27814**
Diameter approx. 0.75 cm

Large, with red safety thread **27815**
Diameter approx. 0.85 cm

Impression Pads Slim (Elastic Foam)

Suited especially for CIC impressions, equipped with safety thread.

Contents: 50 pieces

Small, grey **27810**
Length approx. 0.5 cm
Max. diameter approx. 0.95 cm

Medium, white **27811**
Length ca. 0.5 cm
Max. diameter approx. 1.1 cm

Large, blue **27812**
Length ca. 0.5 cm
Max. diameter approx. 1.25 cm

Vented Impression Pads (Elastic Foam)

The safety thread of these pads is a tube so that air can pass through to the auditory canal during impression taking. Pressure differences are compensated and impressing the ear becomes much more comfortable for the customer. We can also offer you a matching ear light (REF 26612) with a special positioning tip for attaching the pad and then placing it deeply in the auditory canal without difficulties.

Small, 24 pieces **27820**
Length approx. 0.6 cm
Max. diameter approx. 0.6 cm

Medium, 24 pieces **27821**
Length approx. 0.8 cm
Max. diameter approx. 1.0 cm

Large, 16 pieces **27822**
Length approx. 0.7 cm
Max. diameter approx. 1.2 cm



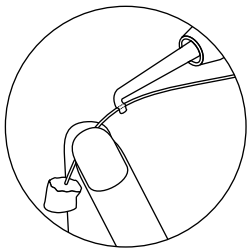

Addition-Vulcanizing Impression Materials in Automix Cartridge System

The Automix cartridge system offers a safe, hygienic and mess-free application method because manual mixing is no longer necessary. With this system you will more easily fulfill the workplace hygiene regulations that have become legally binding in many countries. Another advantage is the fact that the material is always ready for use, thus enabling you to always concentrate on your customer. egger can offer you three different types of impression materials in the cartridge systems standard and S 50.

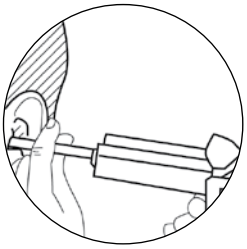

egger A/soft

Silicone impression material in double cartridges with an extremely easy flow and a high degree of form stability, non-sticky and smooth. Consisting of 2 components: white and blue.

Packaging unit: 8 double cartridges with 2 x 25 ml each, sufficient for approx. 40 impressions

Please note our sliding-scale prices!

Final degree of hardness: 35 shore A

in standard cartridge **20600**

in S 50 cartridge **20617**

The all-rounder

egger A/ITE

Silicone impression material in double cartridges with a very soft consistency, an extremely easy flow and a high degree of form stability. Impression taking with minimum pressure possible, especially suited for CIC impressions and those of small ear canals. Consisting of 2 components: white and pink.

Packaging unit: 8 double cartridges, each containing 2 x 25 ml, sufficient for approx. 40 impressions

Please note our sliding-scale prices!

Final degree of hardness: 34 shore A

in standard cartridge **20604**

in S 50 cartridge **20608**

egger A/II S 50

Silicone impression material in S 50 double cartridges of soft, slightly pressure-forming consistency. Due to its high viscosity, the material is characterized by impression exactitude, tensile strength and form stability. Consisting of 2 components: red and red.

Packaging unit: 8 double cartridges with 2 x 25 ml each, sufficient for approx. 40 impressions

Please note our sliding-scale prices!

Final degree of hardness: 40 shore A

in S 50 cartridge **23707**

Inject Pistol

25100

For inserting standard double cartridges for impression taking. By using the inject pistol, the impression material (egger A/soft, egger A/ITE) can be delivered to the ear while applying the same steady pressure. Range-reduction spacer for small hands included.

Injector S 50

25150

Inject pistol for using silicone impression material in S 50 double cartridges (e.g. egger A/soft, egger A/ITE, egger A/II). Range-reduction spacer for small hands included.

Spacer for Inject Pistol and Injector S 50

25156

Range-reduction spacer for small hands.

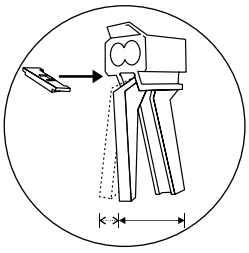

Mixing Canulas, standard

Attachment for standard double cartridges for automatic mixing of the impression material.

Inner diameter (tip): 5.4 mm
Diameter (total): 6.75 mm

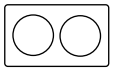

50 pieces	**61403**
100 pieces	**61402**

Mixing Canulas Slim, 50 pieces

61420

Mixing canulas with a small diameter for standard double cartridges. Therefore ideally suited for impression taking of small auditory canals (e.g. for a child's fitting). Saves up to 50% of material. No additional attachments necessary. Can also be used for applying silicone cold-curing materials to negative molds during the indirect technique.

Inner diameter (tip): 1.2 mm
Diameter of syringe (total): 4.75 mm

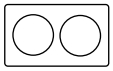

Mixing Canulas S 50 for egger A/soft and egger A/ITE

Attachment for double cartridges S 50 for automatic mixing of impression material.

yellow
Inner diameter (tip): 4.2 mm
Diameter (total): 5.7 mm

40 pieces	**25160**
100 pieces	**25161**

pink
Inner diameter (tip): 5.4 mm
Diameter (total): 6.75 mm

40 pieces	**25151**
100 pieces	**25152**

Mixing Canulas S 50 for egger A/II

Attachment for double cartridges S 50 for automatic mixing of impression material.

green
Inner diameter (tip): 6.5 mm
Diameter (total): 8.0 mm

40 pieces	**25154**
100 pieces	**25155**

Tips for Canulas, 50 pieces **25200**

Attachment for mixing canula to facilitate the impression taking of very narrow auditory canals. Suitable for the standard mixing canula and S 50 mixing canula (green and pink).

Inner diameter (tip): approx. 1.0 mm
Diameter (total): approx. 2.0 – 3.0 mm
Length: 16 mm

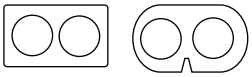

Kneadable Impression Materials

The traditional system. After mixing the material beforehand, it is injected with the egger impression syringe with double piston. To this end, egger can offer you addition-vulcanizing materials. Mixing is done in a 1 : 1 ratio. The materials are basically shrink-proof. Alternatively, you can also decide on a condensation-vulcanizing material. Its base material is mixed with 3 % of hardener.

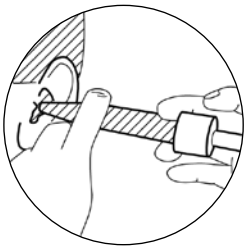

egger A

Addition-vulcanizing silicone impression material of slightly pressure-forming consistency, high stability, impression exactitude, tensile strength and form stability. Consisting of 2 components: white and blue.
Final degree of hardness: approx. 36 shore A

2 x 700 g **23301**
Sufficient for approx. 100 impressions
Please note our sliding-scale prices!

2 x 10 kg (bucket) **23307**
Sufficient for approx. 1400 impressions

egger A/I

Addition-vulcanizing silicone impression material with a very soft, slightly pressure-forming consistency and an extremely smooth texture for highly precise and detailed impressions. Consisting of 2 components: white and green.
Final degree of hardness: approx. 26 shore A.

2 x 660 g **23100**
Sufficient for approx. 100 impressions
Please note our sliding-scale prices!

2 x 8 kg (bucket) **23108**
Sufficient for approx. 1200 impressions

egger A/II
Addition-vulcanizing silicone impression material of soft, slightly pressure-forming consistency, high impression exactitude, tensile strength and form stability. Consisting of 2 components: white and red.
Final degree of hardness: approx. 40 shore A

2 x 700 g **23700**
Sufficient for approx. 100 impressions
Please note our sliding-scale prices!

2 x 15 kg (bucket) **23706**
Sufficient for approx. 2150 impressions

Another all-rounder

Measuring Spoon for A-Type Silicones, **23500**
1 pair (Spoons: 1 white, 1 blue)
With a volume of 5 ml each, the spoons are adjusted to the material requirements for most ear impressions.

egger C **20200**
Condensation-vulcanizing silicone impression material incl. hardener with slightly pressure-forming, smooth consistency and an optimum material flowability plus an exact impression precision.
Color: red with blue hardener
Final degree of hardness: approx. 40 shore A

Basis 660 g + hardener 25 g
Sufficient for approx. 60 impressions

Please note our sliding-scale prices!

Hardener also available individually if needed.

Tube, 25 g **22200**

egger C/I **20305**

Condensation-vulcanizing silicone impression material incl. hardener of slightly pressure-forming, smooth and easy-to-work consistency.
Color: white with blue hardener
Final degree of hardness: approx. 23 shore A

Basis 600 g + hardener 20 g
Sufficient for approx. 55 impressions

Please note our sliding-scale prices!

Hardener also available individually if needed.

Tube, 20 g **22222**

egger C/II **20500**

Condensation-vulcanizing silicone impression material incl. hardener of slightly pressure-forming, extremely smooth and non-sticky consistency for manufacturing very elastic and tensile ear impressions.
Color: yellow with blue hardener
Final degree of hardness: approx. 25 shore A

Basis 660 g + hardener 25 g
Sufficient for approx. 55 impressions

Please note our sliding-scale prices!

Hardener also available individually if needed.

Tube, 25 g **22100**

Measuring Spoon for C-Type Silicone (measuring unit 10 ml) **20505**

Volume of 10 ml covers the material requirement for most ear impressions.

egger Impression Syringe

Double piston impression syringe with transparent cylinder allows even delivery of silicone impression material into the ear, easily refillable. The transparent cylinder makes the injection procedure visible and controlable. Available with the following diameters:

Ø 3 mm for small auditory canals + CIC impressions **25503**
Ø 4 mm standard **25500**
Ø 5 mm for large auditory canals + highly viscous impression materials **25505**

Spare Cylinder
Ø 3 mm **25603**
Ø 4 mm **25600**
Ø 5 mm **25605**

Spare Piston, blue **25601**

egger Impression Syringe, short version
Ideally suited for small hands. Available with the following diameters:

Ø 3 mm	**27440**
Ø 4 mm	**27450**

Spare Cylinder

Ø 3 mm	**27441**
Ø 4 mm	**27451**
Spare Piston, white	**27460**

Useful Accessories for Impression Taking

Silex Cleansing Spray, 250 ml **25602**
Removes silicone pastes and impression materials from hands, instruments, impression syringes and working surfaces.

Mixing Spatula **26400**
Robust mixing spatula with wooden handle for mixing silicone impression material.

Mixing Slab **27600**
Synthetic material, 10.5 x 15 cm

Bayonet Tweezers **45200**
For positioning the impression pad in front of the auditory canal.

Impression Tweezers **45630**
With round tips for safe positioning of impression pads, with sliding clasp lock mechanism.

Scissors, round tip **45900**
For removing hairs in the ear.

Ear Canal Hair Trimmer, electrical **24200**
For safe depilation of the auditory canal area. Battery-operated (type LR6 - 1.5 V batteries included).

Bite Block **78021**
Supports impression taking of the ear for manufacturing highly sealing ear-molds. In particular when high transmission gain is needed or in cases of acoustic feedback while chewing.

Clear Former, Impression Film
Prevents the impression material from flowing out of the ear during impression taking. Ideally suited for low-viscosity impression materials. Comes in smart ear design. For professional and mess-free impression taking. 2 x 10 pieces left (blue) and right (red).

2 x 10 pieces **25610**
2 x 100 pieces **25611**

Practice Ear, transparent
For demonstrating and practicing impression taking.

left **27980**
right **27981**

Hearing Aid Accessories / Service and Repairs

Practical, useful, safe – here you will find everything to make life easier. The smart supplement for your high-quality hearing aid program. Professional service creates satisfied customers. Exact executed repairs on hearing aids and earmolds increase the competence of the hearing aid acoustician. Tried-and-true auxiliary materials and tools enable you to execute repairs and provide service competently and quickly. This facilitates your day-to-day operations. This strengthens customer relations.

Hearing Aid Accessories 92 - 93
Service and Repairs 94 - 103

Practical and Useful Accessories

Anything and everything of use for your customer having to do with hearing aids and hearing protection. A great range of accessories helps make daily life easier for wearers. This strengthens the relationship between customer and hearing aid specialist.

Battery Tester

31299

Small and easy-to-handle battery tester to determine how much power is left in your hearing aid battery. The LCD digital display will quickly indicate the current power level with an ascending bar. Applicable for all common hearing aid battery sizes (675, 13, 312, 10) With battery drawer and chain for attaching to key ring. Delivery in retail pack.

T-Link

86440

The T-Link hands-free headset offers a simple and economic alternative of connecting hearing systems to cellular and cordless DECT phones or other communication devices. The hearing system must have a t-coil ("T" switch) for an inductive sound transmission. With a strong induction coil for a good performance. T-Link is equipped with a 2.5 mm jack plug.

Cable length: 120 cm

Hucki-Holder

Easy and practical solution for holding the BTE hearing aid in place behind the ear and protecting it from falling down. The holding tube can be individually adjusted to the size of the ear.

Hucki-Holder

pink-transparent (1 piece)	**97500**
flesh-colored (1 piece)	**97502**

Hucki-Tube

pink-transparent (50 cm)	**97508**
flesh-colored (50 cm)	**97506**

Hucki-Connecting Tips, 10 pieces **97509**

Super Seals Protective Covers

Flexible latex cover to protect BTE hearing aids from moisture and dirt. Super seals are used with a special expander, which is included in delivery.

Available in the following colors and sizes:

Color	Size	Super Seals Set Includes 12 Super Seals and expander	Refill package with 12 Super Seals
beige	small	**97613**	**97607**
	medium	**97614**	**97608**
	large	**97615**	**97609**
transparent	small	**97622**	**97643**
	medium	**97623**	**97644**
	large	**97624**	**97645**

Expander for Super Seals **97606**

Size Chart for Super Seals

Place the hearing aid on the chart to determine the correct Super Seals size.

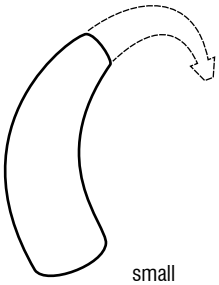

small

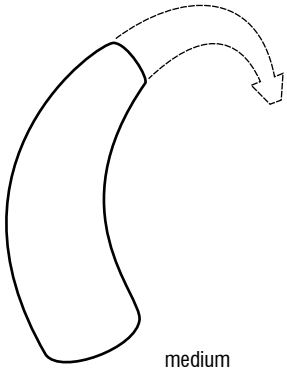

medium

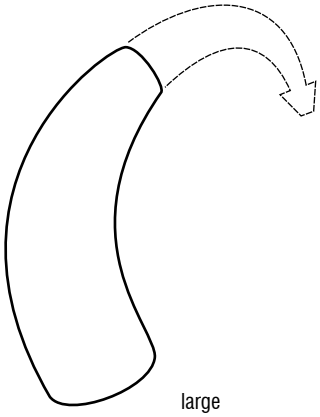

large

For Competent Hearing Aid Acousticians

Competence – also conveyed through spontaneity. Special tools for hearing aid acousticians make professional service and on-the-spot repairs possible. Thus keeping customers satisfied.

egger Service and Repair Kit EL 3, 230 V **31211**

The proven egger service and repair kit EL 3 is suitable for universal use in the acoustician shop, for home visits and in the laboratory. Services and repairs like

- glazing with anti-bacterial effect
- anti-slip coating
- repairs and modifications of earmolds

can now be done on the spot – quickly and efficiently. So you will increase your independence and offer your customer the best possible service.

Everything for the service expert

Scope of delivery:

UV-Curing Unit egger EL 3 (230 V)	51300
Turning Motor, battery-operated	89300
LP/H Modeling Paste	
transparent	30800
beige	31000
red	29610
blue	29615
LP/H Lacquer antibac, 50 ml	30621
LP/W Lacquer, 50 ml	30700
Surface Cleaner, 250 ml with	31600
Hand Spray Pump	86732
LP-Cleaner, 100 ml	31301
Jar, transparent	52800
Modeling Instrument	31215
Nylon Tube as Lacquering Aid	97200
Digital Timer	68601
Uniglue Instant Adhesive	39501
5 Dosing Tips, small (for Uniglue)	39505
5 Dosing Tips, large (for Uniglue)	39504
10 Sound Tubes 2.0 x 3.1 mm, pre-bent	95100

Bonus: complementary DVD with instruction videos

Also available in 110 V **31212**

egger Service and Repair Kit EL 3 also available with:

Electrical Turning Motor, 230 V with Plug for Mains Supply (REF 89400) instead of battery-operated device (REF 89300) **31213**

The set's contents can also be ordered separately.

egger Lacquers – The Best Choice for Every Application!

Lacquers – Glaze and Protection

UV-Curing Lacquers

- Ready-to-use one-component lacquers
- Curing complete within 1 – 7 minutes (depending on the light-curing unit used)
- Earmolds can be dipped or brushed
- Post-curing of the soft lacquer in LP-Cleaner bath or under inert gas (N_2)

	Suitable for earmolds of	Characteristics	Units	REF
LP/H Lacquer	- **hard UV-polymerizate** - **hard acrylic**	For a homogeneous, scratch-resistant, transparent surface (glazing)	in glass bottle with brush: 20 ml 50 ml in aluminum bottle: 100 ml 250 ml 500 ml 1000 ml	 30603 30600 30601 30602 30605 30609
LP/H Lacquer antibac	- **hard UV-polymerizate** - **hard acrylic**	For a homogeneous, scratch-resistant, transparent surface (glazing), **with long-lasting, antibacterial effect**	in glass bottle with brush: 50 ml in aluminum bottle: 100 ml 500 ml	 30621 30622 30624
LP/W Lacquer	- **soft UV-polymerizate** - **soft acrylic**	Seals the surface and can be used as adhesive coating	in glass bottle with brush: 20 ml 50 ml in aluminum bottle: 100 ml 250 ml	 30703 30700 30701 30702

Air-Drying Silicone Lacquers

- Ready-to-use one-component lacquers
- Earmolds can be dipped or brushed
- Lasting coatings with good adhesion

	Suitable for earmolds of	Characteristics	Units	REF
Lacquer L	- **Silicone (hot- and cold-curing)** - **Also as coating for impressions**	High-gloss sealing of the surface with leveling effect. Curing at room temperature within 15 – 20 minutes.	in glass bottle with brush: 20 ml 50 ml in aluminum bottle: 100 ml 250 ml 500 ml 1000 ml	 37505 37500 37501 37502 37503 37506
Lacquer L Nano	- **Silicone (hot- and cold-curing)**	High-gloss sealing of the surface with **antibacterial effect** due to nano silver. Leveling effect. Curing at room temperature over night or at 80 °C (176 °F) within 20 minutes.	in glass bottle with brush: 20 ml 50 ml in aluminum bottle 100 ml 500 ml	 37515 37510 37511 37512

Hot-Curing Silicone Lacquer

- Ready-to-use one-component lacquer
- Curing complete within 15 minutes in thermal oven at 110 °C (230 °F)
- Earmolds can be dipped or brushed
- Lasting coatings with very good adhesion

	Suitable for earmolds of	Characteristics	Units	REF
Lacquer H/II	- **Silicone (hot- and cold-curing)**	High-gloss, leveling glazing of the surface	in aluminum bottle: 100 ml 250 ml 500 ml	 39400 39403 39402

Varnishing Brush **31500**
High-quality varnishing brush for all kinds of lacquering.

Varnishing Holder Kit for Silicone **74622**
Kit with 1 varnishing holder (REF 74620) and 20 lacquering tubes (REF 97110).

Varnishing Holder **74620**
Practical varnishing holder for up to 10 earmolds. To use with lacquering tubes, (REF 97110).

Lacquering Tubes, 20 pieces **97110**
Replacement pack for varnishing holder kit “silicone” (REF 74622) and varnishing holder (REF 74620).

Varnishing Holder Kit **51207**
To be used in the EL 1 (REF 51100), EL 1 plus N2 (REF 51110) and EL 4 (REF 51205) units.

Kit consisting of:
5 magnetic varnishing holders
20 g Erkogum
1 m nylon tube, pre-cut 1.5 x 2.5 mm

Erkogum, 1 g **30911**
Reusable modeling clay – for fixing earmolds during varnishing operations. Especially recommendable for shells.

Dipping Jars, impervious to light, with black lid
For collecting reusable UV-curing materials as well as for processing and storing small quantities of lacquer.

60 ml	**31400**
120 ml	**31401**

egger LP Modeling Pastes

Stable, pasty consistency for repairing earmolds made of acrylic and UV-curing materials, shaping vents for ITE shells or for modifying earmolds. Color-coordinated to the corresponding earmold base material. Tubes with 20 g.

Hard Modeling Pastes (LP/H)

transparent	**30800**
beige	**31000**
flesh-colored	**29800**
red	**29610**
blue	**29615**

Soft Modeling Paste (LP/W)
Only compatible with soft LP/W materials.

transparent	**30900**

Surface Cleaner

For cleaning surfaces and removing dust, grease, etc. before using the modeling pastes or lacquers. Also suitable for cleaning the varnishing brush.

In plastic bottle:

250 ml	**31600**
500 ml	**31603**
1000 ml	**31601**

Hand Spray Pump **86732**
For spraying the surface cleaner on surfaces.

Uniglue, 10 g **39501**
Cyanoacrylate-based, instant adhesive with especially adjusted flowability for bonding sound tubes, elbows, face-plates, etc. – in combination with primer (REF 39700) especially suitable for silicone earmolds.

Accessories:

Dosing Tip, large, 1.0 mm (length: 4,0 cm)	**39504**
Dosing Tip, small, 0.5mm (length: 2.0 cm)	**39505**

Primer for Uniglue, 10 g **39700**

For the pre-treatment of silicone earmolds (auditory canal drillings); in combination with uniglue (REF 39501), it provides durable bonding of PVC sound tubes and silicone earmolds.

Stetoclip Kit Premium **97030**

The premium composition in a single kit.
Stetoclip with elastic earplugs of soft plastic, including listening tube with top. To avoid mix-ups, every stetoclip is equipped with a name tag.
Color: blue.

All in one

Stetoclip Color

With hard plastic earplugs, adapter and listening tube.

black	**97044**
orange	**97037**
white	**97039**
green	**97038**
red	**97048**
dark-blue	**97049**
light-blue	**97043**

Stetoclip Standard, grey

Includes coupling attachment and listening tube.

with Soft Foam Earplugs	**97000**
with Hard Plastic Earplugs	**97006**

Accessories for stetoclips:

Listening Tube with Top (beige) and Junction Coupling **881341**

For connecting to a stetoclip.

Top for Listening Tube, beige **88121**

Listening Tube, multi-colored **881340**
For listening directly to ITE hearing systems. With blue earplug (olive-shaped) and red top.

Top for Listening Tube, red, for multi-colored listening tube **881210**

Junction Couplings for Stetoclip

positive, for stetoclip and earmolds **97002**
negative, for external receivers **97003**

Earmold Vacuum Cleaner, manually operated **97070**
Ideal for the professional removal of cerumen by creating a vacuum. Ergonomically-shaped with operable release button. The tip is equipped with an exchangeable listening top that can be purchased separately.

Soldering Unit Kit Weller WD 1, 230 V for lead-free soldering **60930**
Kit consisting of the new microprocessor-controlled soldering unit including soldering iron WP 80, comfort safety stand, 2 soldering tips diameter 0.2 mm and 0.4 mm and 100 g lead-free soldering wire. Temperature adjustable from 50 °C (122 °F) to 450 °C (842 °F). Via fixed keys three temperatures can be programmed independently from each other. A dry-cleaning for the soldering irons is integrated in the comfort safety stand (with automatic on/off switch). This avoids oxidations and lutings on the surface of the soldering tip.

Operating temperature: 50 – 450 °C (122 F – 842 °F).
Dimensions: W 134 x D 108 x H 147 mm
Voltage: 230 V

Accessories:

Soldering Iron WP80 **60931**
For a high level of accuracy with only short heating period
Output: 80 W

Soldering Tip LT 1L, conical, long, diameter 0.2 mm **60984**

Soldering Tip LT S, conical, long, diameter 0.4 mm **60985**

Solder Wire, lead-free **60915**
0.5 mm, 100 g



Desoldering Braid **60916**
width: 2.8 mm, length: 1.5 m

Clamping Tweezers, straight, 16 cm **45625**
For soldering operations.

Standard Bench-Type Magnifier **69688**
With 2 spring joint arms, free movable magnifier head, glass lens, large field of view. Includes lamps and clamp for mounting to desk tops up to 70 mm wide.

Accessories:
Lamp 230 V / 9 W **69689**

Tube Widening Pliers **45400**
For expanding sound tubes

Scissors – straight pointed **24000**
e. g. for cutting sound tubes, elbows, etc.

Tweezers, straight **45600**

Tweezers, curved **26300**

Tweezers, thin – curved **45610**

Tweezers, thin – straight **45620**

Side Nippers **46400**
e. g. for cutting vent tubes with wire.

Flat-Nose Pliers **46300**
e. g. for whithdrawing vent tubes with wire.

Screwdriver Kit **66003**
Kit includes 4 screwdrivers with longitudinal slot
(1.0 mm / 1.2 mm / 1.8 mm / 2.4 mm) and
2 screwdrivers with cross slot (3.0 mm / 3.5 mm).

Drill Holder, 10.5 cm **77295**
For the manual removing of sound tubes using drills with shank diameter of 2.35 mm.

Fiberglass Pen, 12 cm **77290**
For the manual mat finish of earmolds or ITE face-plates.

Spare Tip for Fiberglass Pen, 6 pieces **77291**

The Shop on Wheels

Home Visit. Hearing protection field work. Professional education.

Plastic bag?

We offer you something better! The chic otoplastic trolley. Your mobile packing station for everything having to do with earmolds. We will be pleased to supply you with the completely equipped trolley.

Otoplastic Trolley (empty), aluminum black **66005**

Otoplastic Trolley "Standard" **66006**

Offers many assembling possibilities! In order to ensure you have everything you might need, we chose the contents according to the high standard needs of an acoustician's master exam in Germany:

Contents:

Heine Mini 3000 Otoscope 2.5 V halogen, black
Heine Ear Light with Acrylic Tip, black, with the new Heine Mini C clip lamp
Tube Widening Pliers
Scissors, round tip
Bayonet Tweezers
egger A/soft (8 double cartridges)
Inject Pistol
Mixing Canulas, 25 pieces
Clear Former – Impression Film (2 x 10 pieces)
Cotton and Sewing Thread for manufacturing impression pads
Cedis Spray with atomizer, 100 ml
Bottom Part (for gasket forms), 40 mm
Gasket forms, 40 mm, 2 pieces
Duplicating Silicone transparent "Express", 8 cartridges
egger Acryl/B Monomer (liquid), 250 ml
egger Acryl/B Polymer (powder), transparent, 0.5 kg
Mixing Cup, 70 ml
Mixing Spatula, small
Immersion Skewer for waxing of 1 impression (only in standard version)
Dipping Wax, green, 167 g (only in standard version)
Sound Tube PVC, 2.0 x 3.1 mm, transparent
egger LP/H beige, 150 g tube
egger LP/H Modeling Paste beige, 20 g
Dipping Jar, 60 ml
Black Foil, 10 pieces, 4.5 cm
LP-Cleaner, 250 ml
Silicone Vent Tube, 0.8 mm
Silicone Vent Tube, 1.5 mm
Silicone Vent Tube, 2.0 mm
Tweezers, fine, curved
Drill Set for hard earmold materials
Bur, round, 3.5 mm
Carbide Face-Plate-Trimmer
Soft Polishing Disc, green, not assembled (10 pieces)
Mandrel for Soft Polishing Disc
Corundum Paper, grit 180
Uniglue, 10 g with dosing tip, small, 0.5 mm
Universal Knife
Spare Blade for Universal Knife (1 piece)
Scalpel with 1 Blade, flat handle
Spare Blades for scalpel with flat handle (5 pieces)
Cotton Swabs, 200 pieces
Safety Visor
Face Mask, double-fleece, 5 pieces
Stetoclip, black
Mixing Slab, plastic
Drill Stand Attachment with old-away lid
1 Set of Training Earmolds including sound tubes (the set includes each 5 x right / 5 x left)
Paper Tissue Dispenser, 150 tissues
Digital Timer
Edding, fine, black

* Laboratory devices are not included, as they are generally provided by the schools while in training or during exams.

Otoplastic Trolley "Expert" **66007**

This trolley, in addition to the products of the "Standard" version, is equipped with machines for the easy manufacturing of transparent earmolds of UV materials:

egger EL 3, 230 V
Dipping Wax, green, 500 g
Wax Immersion and Duplicating Device, 230 V
Dipping Sieve
Digital Thermometer
Aquapress

The shop on wheels

Training Earmolds including sound tubes **19930**
(the set includes each 5 x right / 5 x left)
The shape of the training earmolds is based on the main characteristics of more than ¾ of all earmolds produced daily. A great auxiliary for practicing fittings and for exams! Pre-bent sound tubes 1.5 x 2.5 mm are inserted!

Composition:
1 earmold without venting
1 earmold with venting of 1.0 mm
1 earmold with venting of 1.4 mm
1 earmold with venting of 2.0 mm
1 earmold with venting of 2.5 mm
(left and right respectively)

We also offer training courses on earmolds and hearing protection for technicians in our fully equipped training laboratory!

For further information, please consult page 202.

Tubes, Elbows and Accessories

Tubes, elbows, horn systems ... the right accessories for high-quality earmolds. With the matching special parts, the fidelity of earmolds can be influenced individually. In various shapes and a great variety of colors. Contact us for information on our attractive sliding-scale prices.

Sound Tube PVC, by the meter

1.5 x 2.5 mm	transparent	**95500**
2.0 x 3.1 mm	transparent	**95600**
	flesh-colored	**95700**
	blue	**95603**
	red	**95606**
	black	**95607**
2.0 x 3.3 mm	transparent	**95900**
	flesh-colored	**95705**
2.0 x 4.0 mm	transparent	**95800**

Dry Tube
The special tube made of polyurethane lets moisture diffuse, thus preventing a possible condensation build up in the sound tube.

2.0 x 3.0 mm	transparent, by the meter	**96600**
	pre-bent	**96200**

Aqua-Stop

Horn Tube, Dry Tube
Apart from transporting moisture, this sound tube with its “horn” shape, also supports the high frequencies, that are important for hearing clearly.

3.0 mm inside diameter	**96300**
4.0 mm inside diameter	**96400**

Bent Sound Tubes and Elbows

Various angles are available. Ideal for the optimum adaptation to individual anatomic requirements.

Sound Tube PVC, wide, pre-bent

1.5 x 2.5 mm	transparent	**95505**
2.0 x 3.1 mm	transparent	**95100**
	flesh-colored	**95105**
	blue	**95203**
	red	**95206**
	black	**95207**
2.0 x 3.3 mm	transparent	**95905**
	flesh-colored	**95200**
2.0 x 4.0 mm	transparent	**95300**



Sound Tube PVC, narrow, pre-bent

1.5 x 2.5 mm	transparent	**95515**
2.0 x 3.1 mm	transparent	**95110**
	flesh-colored	**95115**
	blue	**95213**
	red	**95216**
	black	**95217**
2.0 x 3.3 mm	transparent	**95915**
	flesh-colored	**95210**

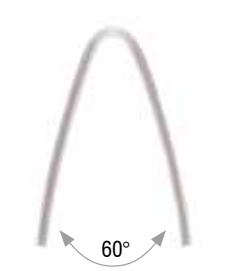

Sound Tube with Wax Guard, pre-bent
for open fittings

2.0 x 3.1 mm, transparent	**96800**
Wax guard, transparent	**96900**

CROS-Tube with Wax Guard, anatomically pre-bent

2.0 x 3.1 mm, transparent

left	**96820**
right	**96821**

Elbow, wide, pre-bent

1.5 x 2.5 mm	transparent	**90010**
	blue	**90013**
	red	**90016**
2.0 x 3.0 mm	transparent	**90110**

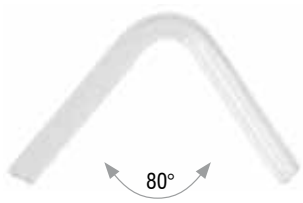

Elbow, narrow, pre-bent
With this special design of the hearing aid elbow, the requirements for a demanding earmold adaptation can be fulfilled more easily.

1.5 x 2.5 mm	transparent	**90000**
	blue	**90003**
	red	**90006**
2.0 x 3.0 mm	transparent	**90100**
	blue	**90103**
	red	**90106**

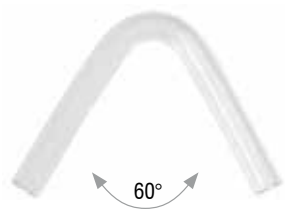

Nylon Tube
For manufacturing elbows. Available by the meter.

1.5 x 2.5 mm	**97200**
2.0 x 3.0 mm	**97100**

Horn Systems

The transmission of high frequencies, which are important for audibility, is supported while in sound transportation by using horn systems. We can offer you a wide selection to choose from.

Horn Tube, thin-sided
Inside diameter 3.0 mm

transparent	**96000**
flesh-colored	**96007**
blue	**96001**
red	**96004**
black	**96006**

Inside diameter 4.0 mm

transparent	**96100**
flesh-colored	**96107**
blue	**96101**
red	**96104**
black	**96106**

Horn Tube, thick-sided, transparent

Inside diameter 2.3 mm	**96005**
Inside diameter 3.0 mm	**96700**
Inside diameter 4.0 mm	**96701**

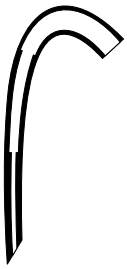

Bakke-Horn **96500**
For integration into hard earmolds.

Horn Elbow **96502**
The gracile alternative to Bakke-Horn.

Anchors

Special systems for attaching sound tubes to silicone earmolds – no gluing required.

egger flex Tube with Anchor

transparent	**95400**
flesh-colored	**95405**

Plastic Anchor **90200**

Metal Expanding Attachment, gold-plated

short	**90903**
long	**90904**

Connectors

For manufacturing earmolds for pocket hearing aids.

Snap Ring, for soft silicone earmolds **90901**
For manufacturing earmolds the place marker (REF 90902) is needed (see page 155).

Connecting Spring, gold-plated **97300**

Snap Ring, for hard earmolds **90900**
With the heating piston (REF 60700) it is directly worked into the cured acrylic material.

Heating Piston with Tip, 230 V **60700**
Very light, electric soldering gun with tip, extremely short heating period (approx. 10 seconds), for heating up or attaching snap rings, heating function activated with the push-button.

Handle for Silicone Earmolds

Handle of colored plastic material, reinforced by carbonate, to be screwed into silicone noise protection earmolds or swim plugs, with practical ring for attaching tubes or cords. Colors: red and blue.

5 pairs (5 x red, 5 x blue) **36980**
1 pair (1 x red, 1 x blue) **36981**

Removal String

For easier removal of ITE shells, BTE and slim earmolds or hearing protection earmolds.

10 pieces **8814601**
100 pieces **8814602**

Tube Junction

positive, for earmolds or stetoclip **97002**

negative, for external receivers **97003**

Ear Plug, Olive-Shaped, with Tube

small **97021**
medium **97022**
large **97023**

Presentation / Promotion Assistance

Earmolds have to be small, nearly invisible. Except in your shop! Draw attention to the inconspicuous – with charm and elegance. Present your products in a classy and sophisticated way. Original, cheeky or classic – we have the right design for every atmosphere. You would prefer a different color? No problem, we also offer custom-made solutions. Our tip: Presentation products make an original present for your business partners.

Presentation Head Max and Telly

A smart possibility of presenting up-to-date hearing and hearing protection systems in the acoustician shop or during fairs. Max and Telly let you appeal to different target groups. The head can be equipped with an egger deco ear (not included). The deco ears are available in various colors.
The heads are available in other colors with a minimum order quantity of 50 pieces.

Presentation Head Max

white	**87160**
black	**87161**
red	**87162**
blue	**87163**

Presentation Head Telly

white	**87164**
black	**87165**
red	**87166**
blue	**87167**

Please order deco ears separately.



Deco Column

The multi-purpose solution that offers numerous and flexible possibilities!
The deco columns are provided with a white egger deco ear (earmold not included) and are available in three different sizes and many different colors.
On demand, special color requests (in the usual RAL-colors) are possible with a minimum order quantity of 50 pieces.

You can order the columns with your choice of a left or a right ear.

Dimensions of the columns:
small H = 9.4 cm
medium H = 11.4 cm
large H = 16.4 cm

*Color**		with left ear	with right ear
white (RAL 9010)	small	**87700-L**	**87700-R**
	medium	**87701-L**	**87701-R**
	large	**87702-L**	**87702-R**
black (RAL 9005)	small	**87717-L**	**87717-R**
	medium	**87718-L**	**87718-R**
	large	**87719-L**	**87719-R**
red (RAL 3002)	small	**87782-L**	**87782-R**
	medium	**87783-L**	**87783-R**
	large	**87784-L**	**87784-R**
blue (RAL 5003)	small	**87785-L**	**87785-R**
	medium	**87786-L**	**87786-R**
	large	**87787-L**	**87787-R**
granite	small	**87738-L**	**87738-R**
	medium	**87739-L**	**87739-R**
	large	**87740-L**	**87740-R**
aluminium-silver	small	**87880-L**	**87880-R**
	medium	**87881-L**	**87881-R**
	large	**87882-L**	**87882-R**

* Information on RAL-colors is not binding.

Deco Column in Metallic Design

Light reflection draws an interesting play of colors. Delivery includes white deco ear.

Color		with left ear	with right ear
silver-metallic	small	**87170-L**	**87170-R**
	medium	**87171-L**	**87171-R**
	large	**87172-L**	**87172-R**
mango-metallic	small	**87173-L**	**87173-R**
	medium	**87174-L**	**87174-R**
	large	**87175-L**	**87175-R**

Deco Display Colorline

With Colorline you can add even more color to the presentation of hearing systems. Choose from the standard colors red, black or white. The displays are also available in many other colors with a minimum order quantity of 50 pieces. Colorline is made of plastic and is available in two sizes to be able to hold either one or two ears. You have special requests? – We can also offer individualized solutions.
Please order the matching egger deco ears separately.

Dimensions:
W 18 x H 15 cm

	for 1 deco ear	for 2 deco ears
black	**88300**	**88301**
white	**88302**	**88303**
red	**88304**	**88305**

Please order deco ears separately.



egger Deco Ears

They can be used with the egger deco columns, deco displays and the presentation heads Max and Telly. The left and right ears are available in different colors. Special color requests (in the usual RAL-colors) are possible with a minimum order quantity of 50 pieces.

*Color**	left	right
white (RAL 9003)	**27902**	**27903**
beige (RAL 8023)	**27904**	**27905**
grey (RAL 7036)	**27911**	**27912**
light-blue (RAL 5015)	**27914**	**27915**
ruby-red (RAL 3003)	**27920**	**27921**
dark-blue (RAL 5002)	**27918**	**27919**

* Information on RAL-colors is not binding.

Magnetic Glass Board

A multi-functional item among the presentation products with several possible uses! Experience unlimited creativity and flexibility in your product presentation set-up.

Whether you want to simply attach an egger Magic Ear to present a new hearing system or make the *Cedis* care products the center of attention: You can position many products rapidly and easily by using magnets. In addition, you can label the magnetic glass board with dry-erase markers.

Our magnetic glass boards combine simple design with color effects and light effects due to reflecting glass. They are available in trendy and timeless colors. You can mount the magnetic boards horizontally or vertically to the wall or set them up vertically anywhere you like (e. g. in a display window). Please order the matching egger Magic Ears separately.

A multi-functional product presenter

Delivery includes:
Mounting set for wall
5 magnets

Color / size (W x H)	50 x 30 cm	82 x 12 cm	80 x 50 cm
green	**83850**	**83851**	**---**
red	**83852**	**83853**	**---**
white	**83854**	**83855**	**---**
black	**83856**	**83857**	**83858**

Accessories:

Set with 5 Magnets	**83859**

Support Bracket for Free Set-Up

For the magnetic glass board

50 x 30 cm	**83870**
82 x 12 cm	**83871**

Dry-Erase Markers

They always provide the right color for a colorful labeling of the egger magnetic glass board. Dry-erase markers can be wiped off without water.

neon-blue	**83860**
neon-green	**83861**
black	**83862**
white	**83863**

Please order Magic Ears separately.

Magic Ear Deco Display

We can also offer you a matching metal decoration display for your Magic Ears, which is available in the standard colors silver, blue and black or in every standard RAL-color with a purchase quantity of 50 pieces per size. Please order Magic Ears separately.



Sizes:

small W 8 x D 8 x H 15 cm
medium W 20 x D 8 x H 15 cm
large W 8 x D 8 x H 30 cm

*Color**	small	medium	large
silver-metallic, brushed	**87960**	**87961**	**87962**
blue (RAL 5022)	**87963**	**87964**	**87965**
black (RAL 9005)	**87966**	**87967**	**87968**

* Information on RAL-colors is not binding.

Please order Magic Ears separately.

Deco Display Timeless

The deco display „Timeless" consists of glazed acrylic glass; the column is made of anodized aluminum. Please order Magic Ears separately.

Size column 10 x 10 cm

small	H 10 cm	**87870**
medium	H 20 cm	**87871**
large	H 30 cm	**87872**

Please order Magic Ears separately.

Magic Ears

The Magic Ears stick to all magnetic surfaces, e. g. the Magic Ear displays or Timeless deco displays or the egger magnetic glass board. Left and right ears are available in different colors. Special color requests (in the usual RAL-colors) are possible with a minimum order quantity of 50 pieces.

*Color**	left	right
white (RAL 9003)	**27950**	**27951**
beige (RAL 8023)	**27956**	**27957**
grey (RAL 7036)	**27954**	**27955**
light-blue (RAL 5015)	**27962**	**27963**
ruby-red (RAL 3003)	**27982**	**27983**
dark-blue (RAL 5002)	**27964**	**27965**

* Information on RAL-colors is not binding.

Presentation Case „Maxi“ with 20 compartments **87944**

High-quality aluminum presentation case with foam material inlay. Due to the clear presentation of earmolds and hearing systems, it is ideally suited for sales talk in the acoustician shop, during home visits or fairs. Pictured earmolds are not included.

Dimensions:
approx. W 34 x D 25 x H 4 cm

Dimensions of the compartments:
approx. W 5 x D 5 x H 1.5 cm

Professional presentation

Presentation Case „Mini“ with 12 compartments **89845**

Handy and practical presentation case with 12 compartments for a clear presentation of earmolds and hearing systems. It is universally usable for sales talk in the acoustician shop, during home visits or fairs. Pictured contents are not included.

Dimensions:
approx. W 21 x D 15 x H 2 cm

Dimensions of the compartments:
approx. W 4 x D 3.5 x H 1.8 cm

Presentation Tray, black **87890**

High-quality hearing systems deserve a professional presentation during a sales talk. The surface is made of synthetic leather. Pictured presentation products are not included.

Dimensions:
W 27 x D 17 cm

Bulk Bin / Sales Counter Display

87986

Ideal for placing give-aways on the sales counter. Stylish sales counter display in glass-clear and high-gloss design. Individual labeling with signs or labels on request. The display is delivered in two pieces that can be mounted in no time.

Earmold Presentation Panel

87923

Underline the important role of the earmold in hearing aid systems. Demonstrate the various earmold solutions to your customers with this high-quality presentation panel made of stainless steel. Each space of the 36 compartments can be labeled individually according to your preferences. We will be pleased to also equip you with earmolds of your choice. Includes hot glue gun, with which you can attach the products rapidly and easily.

Dimensions:
W 60 x D 60 x H 4 cm

Dimensions of the compartments:
ca. 4.5 x 4.5 cm

Special designs are possible on request

Poster Clamp Frame

83890

The matching frame for a nice poster. The offered poster clamp frames are ideal for presenting posters hanging in a display window, on the wall or from the ceiling in the sales area. The frame, with its aluminum design, is easily mounted. Posters are quickly exchanged. They are held in place by a clamp mechanism. Suitable for DIN A1 posters (841 x 594 mm).

Outer dimensions of the frame:
H 922 x W 675 mm

Poster Clamp Strip

83891

Ideal when there is no time! The simple and stylish solution for attaching and hanging up posters up to 600 mm wide.
Poster clamp strips are especially suitable for advertising presentations during fairs and in office and sales areas. The poster clamp strip is attached easily and rapidly to the wall or the ceiling. All that is needed is a nail and a piece of nylon string.
One packaging unit consists of 2 poster clamp strips made of aluminum.

Total width of the clamp strip:
610 mm

Impression Preparation / Negative Mold Manufacture

Exact preparation of the impression is important: A precise and comfortable fit of the earmold is dependent on the preparation efforts. The wax layer influences the seal and wearing comfort of the future earmold. Suitable equipment results in an efficient and economically manufactured negative mold: Tools and materials are used depending on the production output and production process. This leads to an optimum working process.

Impression Preparation 120 - 124
Negative Mold Manufacture 125 - 131

Description of Process – Preparing the Impression

- *the first important step towards manufacturing a precision earmold*
- *the prepared impression is the key to success*
- *the wax coating influences the quality of the finished earmold concerning comfort and sealing*
- *is the basis for all earmold manufacturing processes*

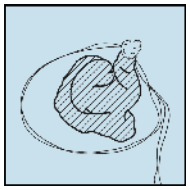

1. Check the impression. Pay attention to exact application and the length of the auditory canal

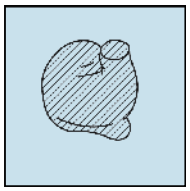

2. Trim the auditory canal and cymba of the impression

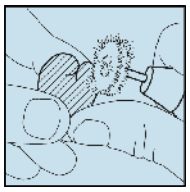

3. Round all edges and interfaces and smooth surface gently

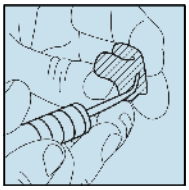

4. Level irregularities, holes or scratches with correcting wax



5. Apply a thin and even interlayer (wax or lacquer L)

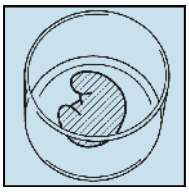

6. Place the impression securely in a duplicating flask/investment form suitable for the chosen manufacturing process

Electrical Wax Knife WAXER-NT Light, 230 V **61210**

Compact, powerful modeling unit with a light and easily manageable modeling handle including 2 tips and stand, for precise corrections of impressions using correcting wax. Adjustable temperature range: 50 – 225 °C (122 – 437 °F).

Output: 9 W
Working temperature: 50 – 225 °C (122 – 437 °F)
Weight: 0.75 kg
Dimensions: W 100 x D 160 x H 80 mm

Spare parts:

Tip, standard	**61213**
Tip, knife-shaped	**61214**

Electric Wax Knife ECO, incl. correcting wax **61230**

Favorably-priced starter kit with 4 different modeling tips and a jar of egger correcting wax (REF 41300). Due to its steplessly adjustable temperature, the unit heats up quickly to the desired temperature of 50 – 350 °C (122 – 662 °F). Heat is controlled through the high-performance heating element and circuit.
Contents: wax station with iron, 4 different modeling tips, correcting wax, red, 70 g

Voltage: 230 V / 50 Hz
Output: max. 10 W

Spare parts:

Modeling Awl	**61232**
Modeling Blade	**61233**
Modeling Spatula	**61234**
Modeling Knife, bent	**61235**

Correcting Wax red, 70 g **41300**

For correcting and refilling impressions e. g. by using an electrical wax knife.

Wax Immersion Device

Complete unit with electrical heating plate and lid for melting wax, adjustable thermostat with overheating protection.

230 V	**65005**
115 V	**65001**

Dimensions: Ø 150 mm
Weight: 1.2 kg
Capacity: 0.9 l

Temperature Control TR4 for Wax Immersion Device, 230 V

Electronic controller for optimum control of the wax temperature. The temperature control ensures that the wax layers spread evenly during professional use. The built-in power control unit adjusts the heat demand for an optimum temperature and is equipped with a permanent actual temperature indicator. Set values to be programmed manually. It is equipped with a visual alarm for critical temperatures. Suitable for the wax immersion device (REF 65005).

230 V	**66250**
115 V	**66251**

Dimensions: W 125 x D 180 x H 150 mm
Weight: 1.9 kg
Output: 16 A / 3500 W

Wax Immersion Kit Profi

All in one!
Set at a favorable initial price. It consists of the temperature control unit TR4, a wax immersion device with heating plate and a holder for the temperature sensor – perfect for working professionally with all types of dipping waxes.

230 V	**66220**
115 V	**66221**

All in one!

Accessories for wax immersion device:

Holder for Digital Thermometer **65007**

Digital Thermometer **65002**
For manual temperature control of wax and duplicating material.

Dipping Sieve **65004**
Holds the impressions that are to be wax coated in the wax immersion device.

Immersion Wax, Special, green, 500 g **41201**
Special wax composition for insulating the impressions. Universally suitable for A- and C-type silicone impression materials – results in an even and highly elastic wax film layer.
Recommended processing temperature 95 °C (203 °F).

Immersion Wax, Standard, pink, 500 g **41100**
Wax sheets for insulating the impressions, also suitable for modeling the interlayer when countering.
Recommended processing temperature: 75 °C (167 °F).

Lacquer L
Air-drying silicone lacquer for the preparation of impressions for the manufacturing of negative molds with plaster or gel duplicating material.

In glass bottle incl. brush:

20 ml	**37505**
50 ml	**37500**

In aluminum bottle:

100 ml	**37501**
250 ml	**37502**
500 ml	**37503**
1000 ml	**37506**

Square Stone for Trimmer **49600**
For shaping trimmers and rubber polishers.

Trimmer, assembled
For executing alternations and corrections on silicone earmolds and impressions.

Pear-Shaped **77200**
Pointed and Slim **77201**

Mandrel **73600**
For polishing disc (REF 74200).

Soft Polishing Disc, green, unassembled, 10 pieces **74200**
For treating impressions in connection with mandrel (REF 73600).

Scalpel with 1 Blade, flat handle **45300**

Spare Blades, 5 pieces **46200**

Universal Knife **45500**
For trimming impressions.

Spare Blades, 10 pieces **45502**

Pen for Marking Impressions **24100**

Description of Process and Summary of Possible Methods for Manufacturing Negative Molds or Blanks

Determine which earmold material is the right one for your customer.
The manufacturing process for the negative mold or blank is then derived from this decision.

Different possibilities are available for combining the suitable negative mold material with the processing method of your choice. The following overview summarizes the possible combinations:

	Manufacturing process of earmolds					
Negative mold material	UV-polymerization	Cold polymerization of acrylics	Hot polymerization of acrylics	Silicone cold-curing	Silicone hot-curing	Advantages
Duplicating material gel or concentrate	X	X		X		reusable, high reproduction accuracy
Duplicating silicone transparent	X	X				shrink-proof, perfect for control forms, highly transparent > reduces polymerization time
Duplicating silicone pink		X				shrink-proof, also suitable for control forms
Plaster		X	X	X	X	extremely economical method in large numbers, suitable for hot-curing polymerizates

Manufacturing Negative Molds with
Duplicating Gel

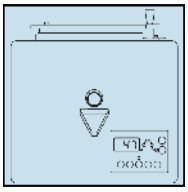

1. Prepare duplicating material and concentrate in the duplicating device EDG 1 in an automatic process



2. Fill investment form and let it cool down

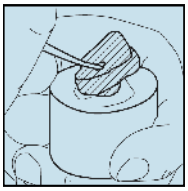

3. Remove impression after material hardens, free negative mold of wax residues

Manufacturing Negative Molds with
Duplicating Silicone transparent / pink

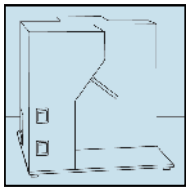

1. Mix components A and B evenly, either manually or using the mixing device ESG 2

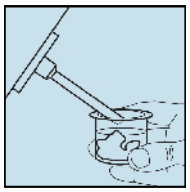

2. Fill investment form



3. Put negative mold for approx. 15 minutes into pressure pot for bubble-free hardening (optional)

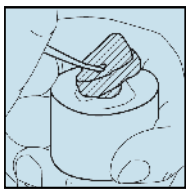

4. Remove impression, free negative mold of wax residues

Manufacturing Negative Molds with
Plaster

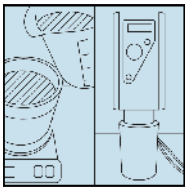

1. Mix plaster under vacuum

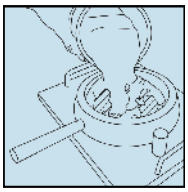

2. Fill plaster into investment form or Micropol flask

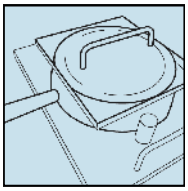

3. Let it harden for approx.15 to 20 minutes



4. Remove impression, remove wax residues by boiling, let plaster form dry and insulate it with Isolat

Manufacturing Negative Molds with Duplicating Gel

The egger duplicating material is a proven negative mold material of a type of hdyrocolloid. Due to its transparency, the material is especially suitable for processing with the light-curing technique. The material can also be used for processing acrylic cold polymerizates and silicone cold vulcanizing material. The material is characterized by its extremely high reproduction accuracy. It can be reused several times.

Duplicating Material

Ready-to-use material for processing in duplicating unit EDG 1 or in the small duplicating unit (REF 65005).

6 kg (bucket) **40900**

Ready-to-use material for fast processing, e. g. in a microwave oven; suited for small numbers.

350 g (container) **40903**

Duplicating Material (Concentrate)

We recommend mixing and processing the material in duplicating unit EDG 1. A mixture of the total volume with 1.5 l water produces about 5.3 kg. Due to a reduction in weight of 50 %, you save on cargo and handling.

3 l can **40909**

egger Duplicating Device EDG 1

High-performance, compact duplicating device melts the reusable egger duplicating material. Due to its solid and durable design and low investment costs, the unit has become a standard device in professional laboratories. The powerful agitator melts duplicating material quickly and gently. It is ready for processing in no time. A micro-controller with 3 temperature sensors regulates all functions of the duplicating unit and registers the number of melting cycles thus checking the material's quality.
Recommended capacity: 2 – 5 kg.

230 V / 50 Hz **61760**
115 V / 60 Hz **61761**

Output: 1300 W
Dimensions: W 345 x D 285 x H 295 mm
Weight: 20 kg

Efficient and robust

Manufacturing Negative Molds with Duplicating Silicone

Duplicating Silicone transparent

Addition-vulcanizing casting silicone for manufacturing negative molds. The material's high-level transparency reduces the polymerization time compared to other materials. Especially suitable for the processing of UV-polymerizates or the manufacturing of ITE-control forms.
Mixing ratio 1 : 1

Final degree of hardness: approx. 17 shore

2 x 5 l Can	**41001**
2 x 1 l Bottle	**41000**
8 Cartridges (2 x 24 ml)*	**41003**

* Matching, mixing canulas and inject pistol are listed in our chapter on Impression Taking Technique from page 83.

Duplicating Silicone, pink

Addition-vulcanizing casting silicone for manufacturing negative molds. Especially suitable for processing cold polymerizates.
Mixing ratio 1 : 1.

Final degree of hardness: approx. 15 shore

2 x 1 l Bottle	**41801**
2 x 5 l Can	**41802**

egger Silicone-Mixing Device ESG 2

Automatic mixing

Measuring and mixing device for automatic mixing of high-quality egger duplicating silicones. The optimized feed pump and the disposable static mixing canulas, that can be exchanged easily, ensure bubble-free and homogenic mixing of silicone components and therefore minimizing material consumption. The foot switch (included in delivery) makes the device easy to operate. Transparent refillable containers (material reservoirs) are also included. They can be refilled with silicone at any time.

Alternatively, the material refill containers can also be to attached directly to the device. Please order quick-change devices separately.

230 V	**54560**
115 V	**54565**

Dimensions: W 320 x D 350 x H 320 mm
Weight: 18 kg

Accessories:

Holder for 5 l cans	**54504**
Coupling Kit (1 pair) for 1 l bottles	**54505**
Coupling Kit (1 pair) for 5 l cans incl. connection hoses	**54553**

Mixing Canulas S 50, pink, 6.75 mm

Attachment for the egger silicone-mixing device ESG 2.

40 pieces	**25151**
100 pieces	**25152**

Pressure Pot

For manufacturing a bubble-free silicone negative mold, we recommend vulcanizing the material in a pressure pot. Further product information is available in our chapter on Polymerization of Acrylics from page 163.

Manufacturing Negative Molds with Plaster

Plaster Mixing Devices

We can offer you various designs of dosing and vacuum mixing units needed for mixing plaster.

Please request an updated offer for the model you require.

Plaster, Semi-Hard, 25 kg **41509**

Plaster Accelerator, 1 kg **40300**

Micropol 2000

When manufacturing a plaster negative mold, we recommend using the Micropol 2000. Further product information is available in our chapter on Polymerization of Acrylics from page 163.

Microwave Oven **64709**

For quick polymerization of ITE shells and earmolds and for vulcanizing silicone earmolds in the special Micropol duplicating flasks, steplessly adjustable up to 750 W. Turntable included.

Weight: 21 kg
Inner dimensions: W 290 x H 280 x D 200 mm
Outer dimensions: W 482 x H 284 x D 368 mm

Hot Air Oven **68301**

For pre-heating the insulated plaster forms and for drying lacquer coatings; equipped with integrated time and temperature pre-selection.

Output: 1500 W
Weight: 9.2 kg
Inner dimensions: W 310 x D 250 x H 170 mm
Outer dimensions: W 405 x D 320 x H 280 mm
Operating temperature: max. 260 °C (500 °F)

Auxiliary materials for manufacturing plaster forms

Wax Solvent

Additive to water bath in wax boiling unit to remove wax from the plaster form. Mixing ratio 1 : 100.

1 l **40200**
5 l **40201**

Isolat

Alginate insulating agent for separating plaster forms from resins and silicones. Suitable for all acrylics and hot-curing materials.

1 l **39900**
5 l **39901**

Plaster Solvent

For the thorough cleaning of all plaster mixing units and plaster-caked items.

1 l **40101**
5 l **40100**

Accessories for Manufacturing Negative Molds

Gasket Forms

Ø 26 mm, 25 pieces	**55040**
Ø 35 mm, 25 pieces	**55041**
Ø 40 mm, 25 pieces	**55042**

Bottom Parts for Gasket Forms

Ø 26 mm	**55043**
Ø 35 mm	**55044**
Ø 40 mm	**55045**

Investment Form, transparent, Ø 50 mm **52900**
With removable lid.

Investment Form, transparent, Ø 50 mm **53000**
With 2 removable lids.

Silicone Investment Form

Suitable for manufacturing negative molds of duplicating material, duplicating silicone or plaster.

Ø 5 cm	**52100**
Ø 11 cm	**52300**

Impression-Removing Instrument **46700**
For easy removal of impressions out of the negative mold.

Electrical Wax Heating Unit **64701**
Heats up adhesive wax at a constant temperature.

Voltage: 230 V
Outer demensions: W 160 x D 200 x H 60 mm
Weight: 0.76 kg

Adhesive Wax, red
For fixing the isolated impressions in investment forms or on investment kits.

120 g	**41104**
1 kg	**41102**

Wax Knife
For deburring the plaster form after removal of the impression.

small	**45000**
large	**45100**

Dial Caliper
0
1
2
3
7
8
9
0-10mm

UV-Polymerization / Venting

Manufacturing earmolds and ventings using UV-polymerization for reliable product quality. Easy handling, efficient processing. UV-polymerization and venting have various and simple uses at low investment costs. Suitable for open fittings and BTE hearing aid systems, ITE shells and hearing protection.

UV-Polymerization 134 - 140
Venting 141 - 145

Manufacturing Process – UV-Polymerization

One-component material on the basis of polyurethane/acrylate is used for working with the UV-polymerization technique for manufacturing earmolds.

Advantages:

- *quality material available in transparent and pink-transparent for earmolds and in beige, flesh, red and blue for ITE shells*
- *special colorations are possible*
- *hard, impact-tough material*
- *also available as soft material (65 shore)*
- *also applicable for hearing protection*
- *modular system, therefore also suitable for small numbers of items*
- *clean and space-saving manufacturing process*
- *very tissue-friendly*
- *combinations (hard/soft) are possible*
- *reasonable cost-benefit ratio*
- *usable in the usual UV-curing units*

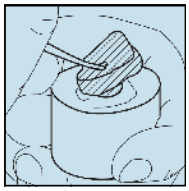

Manufacturing of negative molds from page 125



1. Fill the LP material into the transparent negative mold



2. Put the negative mold into the UV-curing unit EL 1, EL 1 plus N_2 or EL 2 for polymerization

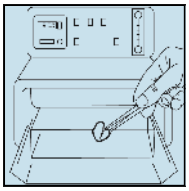

3. Take the blank out of the negative mold for post-polymerization in the LP-Cleaner bath or under inert gas (nitrogen)

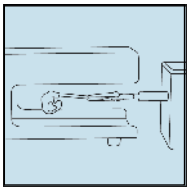

4. After shaping and finishing with special cutters (from page 168) varnish it with LP lacquers (see page 95)

Materials and devices to set vents and for repairs see pages 141 - 145 and 94 - 103.

egger LP UV-Curing Materials

We offer high-quality UV-materials for manufacturing
- earmolds for BTE hearing systems and open fittings
- ITE shells
- hearing protection

The outstanding feature of our UV-materials are their color stability, i.e. the color pigments will not settle at the bottom. Additional mixing before use is no longer necessary. We guarantee you stable and continuous quality. With egger LP/HS we offer a special material formula that is highly suitable for manufacturing gracile earmolds and is used evermore with open fit hearing systems and ITE hearing aids. egger LP/HS draws attention due to its improved breaking strength when compared to the standard formulas.



egger LP/HS Impact-Resistant

Hard UV-polymerizates for the production of extremely fracture-proof BTE earmolds, ITE shells and hearing protection.

clear

150 g tube	**30020**
600 g aluminum bottle	**30022**

pink-transparent

150 g tube	**30120**
600 g aluminum bottle	**30122**

egger LP/H, Standard

Hard UV-polymerizates for the production of BTE earmolds, ITE shells and hearing protection.

clear

150 g tube	**30000**
300 g aluminum bottle	**30005**
600 g aluminum bottle	**30008**

rosa-transparent

150 g tube	**30100**
300 g aluminum bottle	**30105**
600 g aluminum bottle	**30108**

Hard UV-polymerizates for the production of ITE shells

beige

150 g tube	**30400**
300 g aluminum bottle	**30405**
600 g aluminum bottle	**30408**

flesh-colored

300 g aluminum bottle	**29905**
600 g aluminum bottle	**29908**

red

150 g tube	**29710**
300 g aluminum bottle	**29711**
600 g aluminum bottle	**29720**

blue

150 g tube	**29715**
300 g aluminum bottle	**29716**
600 g aluminum bottle	**29725**

egger LP/W

UV-polymerizate for manufacturing soft-flexible BTE earmolds. In combination with hard UV-polymerizates particularly suitable for the production of earmolds and ITE shells with soft auditory canal and hard concha. This material has a hardness degree of 65 shore A, is characterized by a high tearing strength and is based on a formula without MMA (methyl methacrylate).

clear
200 g bottle **30200**

pink-transparent
200 g bottle **30300**

egger LP Modeling Pastes

UV-curing modeling pastes in different colorations for repairing or modifying earmolds and for shaping vents are listed in our chapter on Services and Repairs see page 97 and Venting see page 142.

egger LP Lacquers

Numerous UV-curing lacquers for various uses are described in a detailed list in our wide selection of lacquers in the chapter on Services and Repairs see page 95.

egger EL UV-Curing Units

With the devices from our EL-series, we offer you individually designed modules for every kind of use. We also offer you the possibility of equipping your own otoplastic laboratory at low investment cost.

egger EL 2

The ideal first solution

The ideal first solution into setting up your own production! UV-curing unit for manufacturing BTE earmolds, hearing protection, ITE shells and for varnishing operations. The interior space can hold up to 6 BTE earmolds. The integrated timer (precision: 1 second) and the light tubes, which are on two levels and individually switchable, let you set the curing times as needed. The device is equipped with two UVA light tubes and two blue fluorescent light tubes. The casing is made of high-quality, powder-coated metal.

230 V **51200**
115 V **51210**

Output: 80 W
Dimensions: W 280 x D 240 x H 120 mm
Weight: 4.8 kg
Working surface: 160 x 110 mm

Accessories and spare parts for EL 2:
Maintenance Kit consisting of 2 UVA light tubes,
2 blue fluorescent light tubes and replacement reflectors **50141**

Light Protection Lid, red **51202**
Set of Reflecting Foils **51204**
Countertop **51203**

egger EL 1

Universally usable UV-curing unit for your laboratory operations. Light-curing unit for manufacturing BTE earmolds, hearing protection, ITE shells and for varnishing. The interior space can hold up to 12 BTE earmolds or 8 ITE shells. The integrated timer (precision: 1 second) and the light tubes, which are on three levels and individually switchable, let you set the curing times as needed for each step of production. The device is equipped with six UVA light tubes and four blue fluorescent light tubes. The casing is made of high-quality metal. A fan protects the unit from overheating.

Delivery includes the reflecting and removable metal plate which is used for varnishing operations. The matching varnishing holder kit can be ordered under REF 51207.

230 V	**51100**
115 V	**51120**

Output: 180 W
Dimensions: W 280 x D 300 x H 210 mm
Weight: 9 kg
Working surface: 215 x 160 mm

Universally usable

egger EL 1 plus N_2

The professional device for your laboratory operations! Same model as the standard device EL 1, but additionally equipped with a gas supply. Thus post-curing can be carried out in a work box under inert atmosphere (nitrogen). This technique prevents the formation of an inhibitory layer since no oxygen influences the polymerization operation. Therefore, the use of the LP-Cleaner can be eliminated and thus the manufacturing process is more efficient and less messy. Nitrogen is harmless if used properly, and it is obtainable in specialist shops. Gas supply to be installed by skilled specialists only!
Incl. 1.5 meter gas hose

Delivery includes the reflecting and removable metal plate which is used for varnishing operations. The matching varnishing holder kit can be ordered under REF 51207.

230 V	**51110**
115 V	**51119**

Output: 190 W
Dimensions: W 280 x D 300 x H 210 mm
Weight: 10 kg
Working surface: 215 x 160 mm
Gas pressure: up to 1.5 bar

Professional

Accessories and spare parts for EL 1 and EL 1 plus N_2:

Maintenance Kit consisting of 6 UVA light tubes, 4 blue fluorescent light tubes and replacement reflectors	**50142**
Light Protection Lid, red	**51102**
Countertop	**51103**
Set of Reflectors	**51104**

Accessories and spare parts for EL 1 plus N_2:

Pressure Reducer for Gas Bottle, incl. 1.5 m gas hose	**51113**
Rectangular Container, especially for post-curing under inert gas	**51114**

egger EL 3

Versatile

The proven light-curing unit egger EL 3 is suited for a number of uses in the acoustician shop, during HOME VISITS and in the otoplastic laboratory. Service operations can be executed immediately right in the shop – fast, efficiently, no lengthy preparation needed. So you can enjoy more independence while offering your customer the best possible service.

All possible uses and advantages at one glance:

- Repairs of BTE and ITE earmolds that are made of UV-polymerizates or other hard acrylates
- Minimizing or sealing ventilation bores
- Post-production attachment of retention points or a lip seal
- Modifications of vents on ITE earmolds
- Post-production varnishing ("glazing") of polished earmolds using LP/H lacquers – a preventive measure against skin irritation
- Partial build-up of earmolds to improve their seal
- Adhesive coating ("non-slip coating") using LP/W lacquers to improve an eamold's hold

The UV-curing unit egger EL 3 was designed especially for the above mentioned uses and is characterized by:

- no maintenance of device necessary
- both UV-light tubes can be exchanged quickly
- easy to operate
- powder-coated metal casing is easy to clean and maintain

230 V	**51300**
115 V	**51310**

Output: 30 W
Dimensions: W 100 x H 240 x D 100 mm
Weight: 1.4 kg

Accessories and spare parts for EL 3:

Maintenance Kit consisting of 2 UVA light tubes and replacement reflectors	**50140**
Set of Reflecting Foils	**51301**

Please also note our EL 3 Service and Repair Set. For more information please go to our chapter on Services and Repairs (see page 94).

Turning Motor for Varnishing Operations

The rotation ensures that the lacquer spreads evenly during the hardening process. Ideal for the use with the UV-curing unit egger EL 3.

Battery-Operated	**89300**
230 V (incl. power supply unit 3 V)	**89400**

egger EL 4

The professional device for your laboratory operations!
The proven UV-curing unit egger EL 4 can be universally used in otoplastic laboratories. It was especially developed to polymerize UV-curing resins such as lacquers and modeling pastes and is ideally suited for lacquering (glazing), modifications or repairs. The size of the polymerization chamber is big enough to process up to 25 earmolds and/or ITE shells in a single work step. The most used curing times of two to four minutes are pre-set. Thus a personal check on curing times is no longer necessary and the processing procedures will be even more comfortable. The surface polymerization is highly efficient due to the positioning of the six UVA light tubes and the reflecting finish of the unit's interior. The varnishing drawer's matching varnishing holder kit can be ordered under REF 51207.

The professional varnisher

230 V	**51205**

Output: 150 W
Dimensions: W 220 x H 300 x D 110 mm
Weight: 5.2 kg
Working surface: 190 x 160 mm

Accessories and spare parts for EL 4:

Maintenance Kit consisting of 6 UVA-light tubes and replacement reflectors	**50143**
Set of Reflecting Foils	**51209**
Varnishing Drawer	**51208**

Spare Light Tubes for egger EL UV-Curing Units

UVA, 9 W (light color no. 78 or 10)	**50103**
Blue light, 9 W (light color no. 71 or 52)	**50104**

Please also note our favorably priced maintenance kits which are listed as spare parts with the UV-curing units.

Accessories and Auxiliary Materials for UV-Polymerization

Container for the second polymerization using LP-Cleaner
suitable for the UV-curing units egger EL 1, EL 2 and EL 4

Container Round, Ø 50 mm, without lid	**52800**
Rectangular Container, (W 110 x H 55 x D 100 mm)	**50107**

Black Foil

Used especially for manufacturing ITE shells. It shuts out the UV-rays from the top during the first stage of the polymerization process.

Ø 2.5 cm, 100 pieces	**53200**
Ø 4.5 cm, 100 pieces	**53100**

LP-Cleaner

For the second polymerization of the sticky surface (inhibition layer) which forms during UV-polymerization due to the exposure to oxygen.

100 ml	**31301**
250 ml	**31303**
1 l	**31300**
5 l	**31310**

Dispenser for egger LP/H Materials

53400

With pump mechanism for an easy, mess-free and bubble-free dosage of LP materials, suitable for the 300 g and 600 g aluminum bottles.
Tubing can be modified to fit every bottle size.

Dial Caliper (Precision Meter)

44010

Special precision meter (caliper) to determine the wall thickness of ITE earmolds.

Manufacturing Process – Shaping Vents with egger LP Modeling Pastes

You will find all products you need for the shaping of vents in our extensive product range.

Advantages:

- *easy to process*
- *applicable for all standard UV-polymerizates as well as hard acrylates*
- *low investment costs*

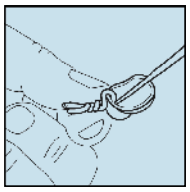

1. Position vent tube with wire

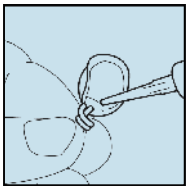

2. Cover vent tube with LP modeling paste

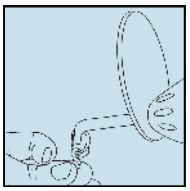

3. Harden LP modeling paste with light pistol and remove wire

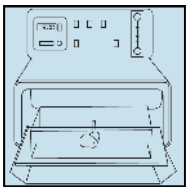

4. Let the material harden completely in LP-Cleaner bath or under inert gas (nitrogen)

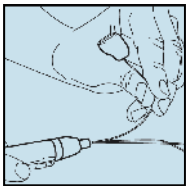

5. Glue face-plate, mark vent outlet opening using the vent ear light and open it with suitable drill (Drills from page 168)

Modeling Pastes

egger LP/H (hard)

Stable, pasty consistency for shaping vents for ITE shells. Colors match the corresponding basis materials of the earmolds.

Tube (20 g)

transparent	**30800**
beige	**31000**
flesh-colored	**29800**
red	**29610**
blue	**29615**

Cartridge Syringe (for dosing unit), 10 g

transparent	**30850**
beige	**31050**

Cartridge Syringe (for dosing unit), 30 g

transparent	**30851**
beige	**31051**

Xpress, beige **31020**

Special formula, designed to correspond to the wave length of light pistols. The time needed for polymerization can be cut by up to 50 %!



Light Pistol Megalux CS

Powerful

High-performance halogen UV-curing unit for the polymerization of UV-curing modeling pastes (e. g. Xpress) for shaping vents or executing repairs. Due to integrated program settings, curing time can be set to 20 or 40 seconds or continuous operation. Scope of delivery includes a small light guide. Its diameter of 3 mm is ideally suited for shaping vents. In addition, delivery contains the light safety shield and a spare halogen bulb 75 W.

230 V	**51550**
115 V	**51551**

Output: 130 W
Spectral power distribution: 400 – 500 nm
Dimensions: W 160 x H 80 x D 220 mm

Spare parts:

Spare Light Guide, 3 mm	**51552**
Spare Halogen Bulb, 75 W	**51503**

Also suitable for Demetron and Optilux.

Modeling Instrument **31215**

For an easy modeling of UV-curing modeling pastes, e. g. for ventings in ITE shells.

UV-Safety Goggles **74701**

Safety protection for the eyes, especially for working with the light pistol.

Vent Tube with Wire, 1 m

For shaping vents in ITE shells.

Ø 1.0 mm	**92700**
Ø 1.4 mm	**92702**
Ø 1.6 mm	**92706**
Ø 2.0 mm	**92703**
Ø 2.4 mm	**92704**
Ø 3.0 mm	**92705**

Silicone Ventilation Tube, 1 m

An alternative to the inflexible vent.

Inner diameter	Outer diameter	
0.8 mm	1.6 mm	**92000**
1.0 mm	1.8 mm	**92100**
1.2 mm	2.0 mm	**92600**
1.5 mm	2.3 mm	**92200**
2.0 mm	2.8 mm	**92300**
2.5 mm	3.3 mm	**92400**

Dosing Device for Modeling Pastes

Handy dosing unit for modeling pastes in cartridge syringes (10 g or 30 g). It makes fast and clean working possible. Especially suitable for shaping vents in ITE earmolds. The flow rate can be continuously adjusted by means of a pressure reducer (0.1 – 7 bar). Dosing is controlled via a foot pedal. A compressed air supply is necessary.

Scope of delivery: Dosing unit, power cord, cartridge stand, compressed air connection with quick coupling system, pedal switch, adapters for 10 ccm and 30 ccm cartridges.

230 V	**53410**
115 V	**53440**

Dosing Needle for Cartridge Syringes (10 g and 30 g)

Stainless Steel, brown	**53424**
Flexible, brown	**53415**

Cartridge Syringe, empty

Cartridge syringes that are impervious to UV light, for manual dosing of egger LP modeling pastes in 20 g tubes. Perfect for easy dosing when shaping vents and modifying earmolds. Contents: Cylinder, hand piston, stopper and sealing cap.

10 ccm	**53428**
35 ccm	**53427**

Vent Ear Light

Convenient assistant

A practical tool for shaping vents!
Modified ear light with aluminium cap and three light guides in various sizes. By means of a light guide which is inserted into the vent, the exact drilling position on the face-plate can be determined. Great lighting due to the use of Xenon halogen lamp technology. Easy exchange of the individual light guides with an Allen key. Matching Allen key is included.

black	**26611**
blue	**26623**

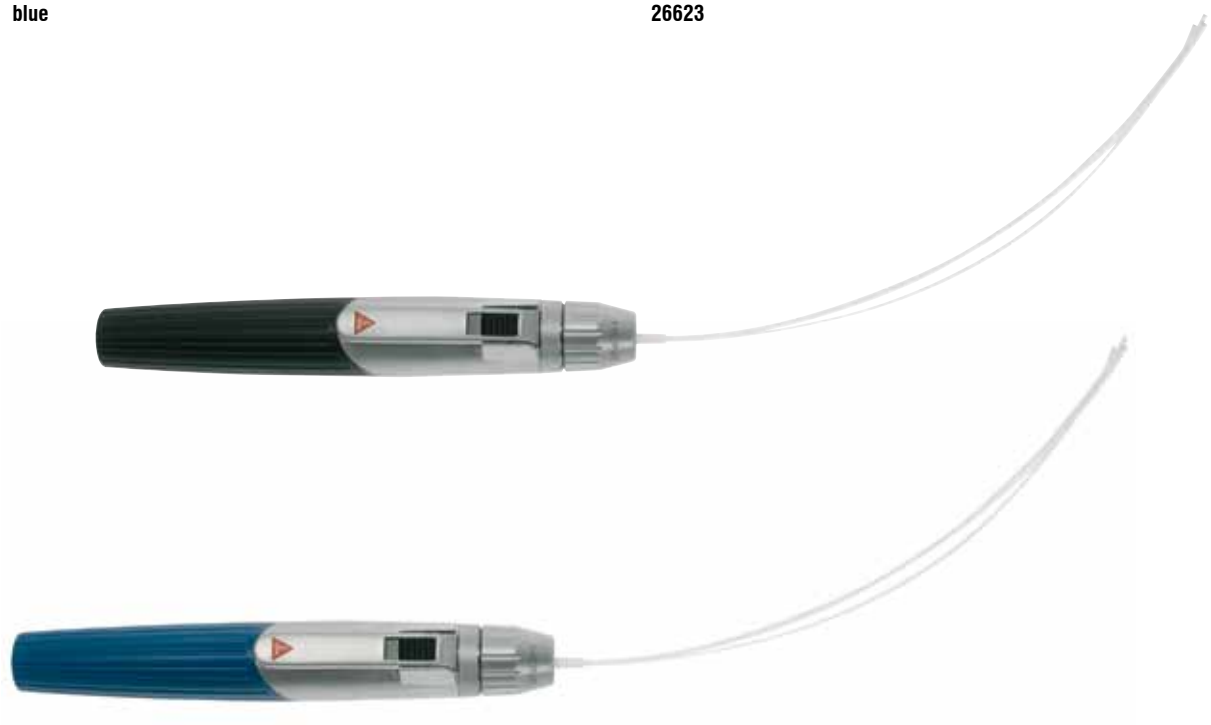

Accessories for vent ear lights:

Aluminum Cap for Vent Ear Light
Light guide and Allen key included.

matches the model available from fall 2007	**26915**
matches the model available until fall 2007	**26908**

Light Guide, 1 m

Ø 0.5 mm	**26905**
Ø 0.75 mm	**26906**
Ø 1.0 mm	**26907**

Vario-Venting Kit, transparent **78023**

Contents:
3 different inserts, outer diameter: 1.4 mm
3 different inserts, outer diameter: 2.0 mm
3 different inserts, outer diameter: 2.5 mm

PVV-Venting Kit, beige **78001**

Contents:
5 different inserts, outer diameter: 3.0 mm

Silicone Technique

The technique for manufacturing high-quality, soft earmolds, hearing or splash protection earmolds has numerous possibilities. Choose from various colors and degrees of hardness. Whether you manufacture small or large numbers of earmolds: You choose the technique that suits your demands.

Silicone Technique – Cold Curing	150 - 152
Silicone Technique – Hot Curing	153 - 154
Accessories	155

Manufacturing Process – Silicone Technique – **Cold Curing**

The proven technique with silicone cold-vulcanizing material egger flex/A

Advantages:

- *tensile, flexible silicone material*
- *available in different hardness degrees (shore), combinable with each other*
- *wide color selection*
- *egger AQUA and egger flex S-Pro for floatable splash protection earmolds*
- *suitable for earmolds and noise protectors*
- *low investment costs*
- *fast and flexible manufacturing process (no post-curing necessary)*
- *partially suitable for the direct adapting method (no negative mold necessary)*



1. Fill egger flex/AB, AQUA, S-Pro with an inject pistol or an impression syringe into the negative mold



2. Cure material for about 15 minutes in a pressure pot

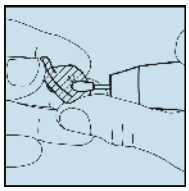

3. Take the blank out of negative mold and shape it with special egger EF-cutters (from page 172)

4. Varnish with hot-curing or air drying lacquer L (see page 95)

Manufacturing Process – Silcone Technique – **Hot Curing**

The versatile technique using the silicone hot-curing material egger flex

Advantages:

- *very tensile, flexible silicone material*
- *available in 30, 50, 70 shore (the lower the shore, the softer the material)*
- *wide color selection*
- *Catamaran for floatable splash protection earmolds*
- *for earmolds and hearing protectors*
- *notably economical in large numbers*

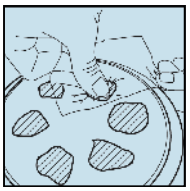

1. Fill the egger flex one-component material into plaster mold

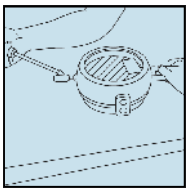

2. Close the Micropol flask and fill it with compressed air



3. Cure material in microwave oven

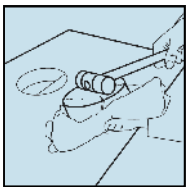

4. Take the blank out of flask

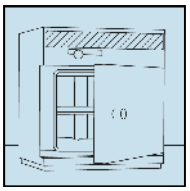

5. Temper the blank for approx. 8 hours in thermal oven at 170 °C (338 °F)

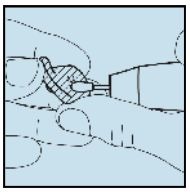

6. Shape the blank with special EF-cutters (from page 172)

7. Varnish with hot-curing silicone lacquer H/II (see page 95)

Silicone Technique – Cold Curing

egger flex/AB

egger flex/AB is a high-quality and permanently elastic silicone for manufacturing tensile, soft-flexible BTE and noise protection earmolds. The different colors and shores are available and can be mixed with each other (e. g. for a soft auditory canal tip with a hard concha) egger flex/AB is usually processed with the indirect method using a negative mold (duplicating material or plaster). For a quick work process, we also offer the material with special formula for the direct use. Available colors: transparent and pink-transparent.

egger's colorful image

egger flex/AB materials, developed for the **indirect use in the laboratory with prolonged processing and curing times.** *Packaging unit:* 8 double cartridges à 48 ml		Shore A (Final degree of hardness after 1 hour)		
		25 shore	**40 shore**	**60 shore**
	reddish-transparent	REF 20801	REF 20810	REF 20741
	blue	REF 20806	REF 20704	REF 20743
	red	REF 20807	REF 20703	REF 20742
	colorless-transparent	REF 20735	REF 20818	REF 20740
	yellow		REF 20709	
	green		REF 20708	
	orange		REF 20719	
	beige		REF 20702	
	black		REF 20716	
	white		REF 20707	

egger flex/AB materials, especially developed for the **direct method with shorter process and curing times. Also suitable for the indirect method in the laboratory.** *Packaging unit:* 8 double cartridges à 48 ml		Shore A (Final degree of hardness after 1 hour)		
		25 shore	**40 shore**	**60 shore**
	reddish-transparent	REF 20701	REF 20700	REF 20705
	colorless-transparent		REF 20718	

For the necessary accessories, e. g. inject pistol, mixing canulas and more, please see our chapter on Impression Technique from page 83.

egger AQUA

egger AQUA is a floatable, elastic silicone for manufacturing splash and noise protection earmolds. The cold-curing material is extremely tensile and easy to use. egger AQUA is offered in different colors and can be used with the indirect method using a negative mold (duplicating material or plaster), as well as with the direct method.

egger AQUA, especially developed for the **direct method with a shorter processing and curing time.** **Also suitable for the indirect method in the laboratory.** *Packaging unit:* 8 double cartridges à 48 ml	Shore A (Final degree of hardness after 1 h) **35 shore**
blue	REF 36952
red	REF 36951
red/blue – combination pack with 4 cartridges each	REF 36950
yellow	REF 36957
green	REF 36958
orange	REF 36959

For the necessary accessories, e. g. inject pistol, mixing canulas and more, please see our chapter on Impression Technique from page 83.

egger flex S-Pro

egger flex S-Pro is a floatable, elastic silicone for splash and noise protection earmolds. The cold-curing material is very tensile and easy to use. Due to its extreme softness, the two components can be mixed easily. egger flex S-Pro is mixed manually and used in the egger impression syringe (REF 25500). The material can be used for the indirect method with a negative mold (duplicating material or plaster) or for the direct method.

egger flex S-Pro, especially developed for the **direct method with short processing and curing time. Also suitable for the indirect method in the laboratory.**		Shore A (Final degree of hardness after 1 h)	
		40 shore	
		2 x 100 ml (Set incl. 1 pair of measuring spoons)	**2 x 5 l**
	blue	REF 36985	REF 36990
	red	REF 36986	REF 36991
	beige	REF 36987	REF 36992

For necessary accessories, e. g. impression syringe and more, please see our chapter on Impression Technique from page 87.

Pressure Pots

For manufacturing a bubble-free silicone earmold with the indirect method, we recommend vulcanizing the material in a pressure pot. For more information on these products, please see our chapter on Acrylics from page 163.

Always under pressure

Silicone Technique – Hot Curing

egger flex/70

Kneadable one-component silicone material for manufacturing soft BTE and noise protection earmolds with a final degree of hardness of approx. 70 shore A. Suitable for vulcanization in the microwave or thermal oven. Combinable with egger flex/50.

Color	0.1 kg	0.2 kg	0.5 kg	1.0 kg
pink-transparent	36003	36000	36001	36002
orange	35702	35701	35700	35709
red	36402	36401	36400	36409
blue	36502	36501	36500	36509
dark-blue	35802	35801	35800	35809
yellow	36602	36601	36600	36609
lime green	36702	36701	36700	36709
black	36802	–	–	–
white	35302	35301	35300	35309
purple	35102	35101	35100	35109
pink	35602	35601	35600	35609

egger flex/50, pink-transparent

Kneadable one-component silicone material for manufacturing soft BTE and noise protection earmolds with a final degree of hardness of approx. 50 shore A. Suitable for vulcanization in the microwave or thermal oven. Combinable with egger flex/70.

0.1 kg	**36103**
0.2 kg	**36100**
0.5 kg	**36101**
1.0 kg	**36102**

Microflex

Addition-vulcanizing two–component silicone material with very soft composition for manufacturing permanently elastic BTE and noise protection earmolds with a final degree of hardness of approx. 30 shore A. Suitable for vulcanization in the microwave or thermal oven.
Mixing ratio A:B = 9:1

pink-transparent	1 kg + 10 ml hardener B	**35900**
transparent	1 kg + 100 ml hardener B	**35901**

Microflex Colored, 500 g, component A (without hardener B)

yellow	**35411**
blue	**35412**
green	**35413**
black	**35414**
white	**35415**
red	**35410**

Hardener B

100 ml	**35902**
250 ml	**35420**

Catamaran, 400 g, component A (without hardener B)
Addition-vulcanizing two-component silicone material for manufacturing very soft-elastic, floatable splash protection and sound-absorbing earmolds. Suitable for hot-vulcanization in the microwave or thermal oven.
Mixing ratio A : B = 8 : 1

red	**36928**
blue	**36922**
yellow	**36917**
Hardener B, 100 ml	**36906**

Vacuum Mixing Units

On request we will be pleased to submit to you our offer on our vacuum mixing units, for mixing Microflex or Catamaran, with the most recent technical performance.

Vulcanization

For the pressure polymerization unit “Micropol” and corresponding microwave needed for the curing process, please see our chapter on Acrylics see page 164/165.

Thermal Oven UNB 100, 230 V **61010**
For curing, tempering and varnishing silicone earmolds. High-quality case of stainless steel. Individually adjustable temperature scale from 30 °C (86 °F) up to 220 °C (428 °F).

Output: 600 W
Dimensions: W 470 x D 325 x H 6520 mm
Inner dimensions: W 320 x D 175 x H 240 mm
Weight: 20 kg

Hot Air Oven **68301**
For pre-heating the insulated plaster forms and drying lacquer coatings, incl. time and temperature selection.

Output: 1600 W
Inner dimensions: W 435 x D 250 x H 365 mm
Outer dimensions: W 585 x D 315 x H 400 mm
Weight: 13.2 kg
Operating temperature: max. 300 °C (572 °F)

Accessories for the Silicone Technique Cold and Hot Curing

egger Silicone Lacquers

We offer a variety of silicone lacquers for different application fields. Please see our detailed overview in chapter Service and Repairs on page 95.

Grip Stencil Set

36899

Grip stencil for producing grip hollows on silicone earmolds, especially suited for hearing protection and splash protection earmolds. Can be used with the indirect and direct method for silicone cold-curing materials.
Set includes a small (Ø 12 mm) and a large grip stencil (Ø 15 mm).

Mold Plate for Manufacturing Handles on Silicone Earmolds

36909

The mold plate facilitates shaping handles for splash or noise protection earmolds. Thus, time and effort are reduced in manual processing. Usable for hot-curing silicone material as well as for the indirect method with cold-vulcanizing materials.

Place-Marker for Snap Ring or Connecting Spring in Silicone Earmolds

90902

For putting into the liquid silicone material to facilitate further elaboration. Suitable for cold-curing and hot-curing silicone materials.

Acrylic Technique

Acrylic – a favorably priced and versatile material for manufacturing earmolds. Manufacturing earmolds using the cold polymerization procedure is a proven technique for successfully and efficiently manufacturing BTE earmolds, hearing protection and ITE shells of acrylics. In addition, the cold polymerization technique makes producing colored earmolds possible. Hard or soft, slightly colored or completely transparent – with the hot polymerization of acrylics, you can manufacture all kinds of earmolds. Hard and soft materials can also be combined. Using pressure and heat, earmolds with a high degree of hardness can be generated.

Manufacturing Process – Cold Polymerization of Acrylics

For the technique of cold polymerization, egger Acryl/B polymerizate is used.

Advantages:

- *impact-tough material*
- *available in pink-transparent, transparent and beige*
- *suitable for the manufacturing of BTE earmolds, noise protection and ITE shells*
- *colorful designs are possible*

1. Mix monomer and polymer (powder) to a ratio of 1 : 2 and add color concentrate if desired



2. Cast the mixed acrylate into the negative mold

12 min. at 2 – 3 bar



3. Harden the acrylate bubble-free in the pressure pot

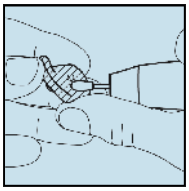

4. Take the blank out of the negative mold and shape it with special cutters (from page 169)

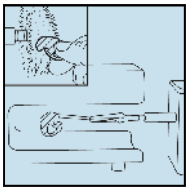

5. Polish the surface (see page 172/174) or varnish it with LP lacquers (see page 95)

Manufacturing Process – Hot Polymerization of Acrylics

Different materials can be used for this special Micropol technique.

Advantages:

- *high degree of hardness*
- *available in pink-transparent, transparent and flesh-colored*
- *highly transparent after polishing*
- *suitable for manufacturing hard and soft, as well as combined earmolds (soft auditory canal, hard concha)*
- *notably economical in large numbers*

1. Mix monomer and polymer (powder) according to indicated mixing ratio

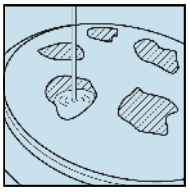

2. Cast the mixed acrylate into the plaster mold of the Micropol flask

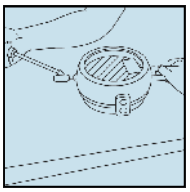

3. Close the Micropol flask and fill it with compressed air

10 min. at 700 W



4. Let the material polymerize in the microwave for approx. 10 minutes

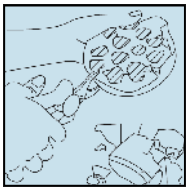

5. Take the blank out of the negative mold and shape it with special cutters (from page 169)

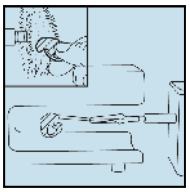

6. Polish the surface (see page 172/174) or varnish it with LP lacquers (see page 95)

egger Acryl/B

Cold polymerizing acrylic material for the manufacturing of hard, fadeless earmolds. Free of amine and cadmium. Polymerization under pressure at a minimum of 2 bar and a maximum of 6 bar and at a temperature of 40 – 45 °C (104 – 113 °F). Polymerization time: 12 minutes.

Mixing ratio:
1 part monomer : 2 parts polymer

egger Acryl/B Monomer (Liquid):

250 ml	**33501**
500 ml	**33500**
5 l	**33502**

egger Acryl/B Polymer (Powder)

transparent

0.5 kg	**33000**
5 kg	**33001**
10 kg	**33002**

pink/flesh-colored

0.5 kg	**33100**
5 kg	**33101**
10 kg	**33102**

beige

0.5 kg	**32800**
5 kg	**32801**

Fricotherm

Hot polymerizing acrylic material for the manufacturing of high-quality hard earmolds by means of the microwave technique. Polymerization at a pressure of 7 bar in the Micropol 2000. Polymerization time: 10 minutes.

Mixing ratio for 10 earmolds: 28 g monomer : 50 g polymer

Fricotherm Monomer (Liquid):

clear

1 l	**33400**
5 l	**33401**

pink

1 l	**33300**
5 l	**33301**

flesh-colored

1 l	**33903**

Fricotherm Polymer (Powder), colorless:

1 kg	**33200**
5 kg	**33201**
10 kg	**33202**

Varioflex

Hot polymerizing acrylic material for the manufacturing of soft, with body temperature smooth acrylic earmolds for the microwave technique. Combined earmolds (soft auditory canal, hard concha) possible by combining with Fricotherm. Polymerization at 7 bar pressure in Micropol 2000. Polymerization time: 10 minutes.

Mixing ratio:
1 part monomer : 1 part polymer

Varioflex – Monomer II (Liquid):	
1 l transparent	**34102**
1 l pink	**34101**
Varioflex – Polymer (Powder):	
1 kg (colorless)	**34100**

Color Concentrate, liquid, 100 ml

For manufacturing hard, colored earmolds of acrylic cold polymerizates.

red	**33790**
green	**33791**
yellow	**33792**
black	**33793**
blue	**33794**

Color Concentrate, pasty, 5 ml

Highly concentrated color pastes for manufacturing hard, colored earmolds of acrylic cold polymerizates.

yellow-fluorescent	**33699**
pink-fluorescent	**33763**
green-fluorescent	**33764**

Dispenser Bottles for Liquids

Bottles of transparent plastic for easy dosage, especially for monomer liquids.

250 ml	**47000**
500 ml	**47100**
1000 ml	**47200**

Dispenser Bottle for Polymer, 250 ml

46800

For storing and dosing of polymers.

Measuring Beaker

Plastic beaker with scale for dosing monomer materials.

25 ml	**48300**
50 ml	**48400**
100 ml	**48500**

Mixing Cup

Cup of flexible silicone for mixing monomer and polymer components. The 30 ml and the 70 ml cups are equipped with a practical pouring spout.

5 ml	**47800**
30 ml	**47900**
70 ml	**47700**

Electrical Precision Scale, 230 V

68500

Limit load: 1,510 g; precision: 0.1 g, suitable for weighing the individual components of acrylics and silicones.

Mixing Spatula

For mixing synthetic components.

small	**26000**
large	**26100**

Digital Timer

68601

Handy timer for the exact observation of curing times of ITE shells.

Application of Pressure Polymerization Units

The following table gives you an overview of pressure pots and their possible application fields.

Always under pressure

Manufacturing step	Material	Units			
		Aquapress	Acrylmat	Polymat	Micropol 2000
Negative mold of…	Duplicating silicone	X	X	X	
	Plaster				X
Manufacturing the blank of…	Cold-cure acrylics	X	X	X	
	Hot-cure acrylics			X	X
	Cold-cure silicone	X	X	X	
	Hot-cure silicone				X

Aquapress 49800

Pressure pot, manually operated and easy to handle. No compressed air and electricity supply required. Pressure up to 3 bar is generated by hand spindle.

Pot diameter: 100 mm
Operation temperature: up to 50 °C (122 °F)

Spare parts for Aquapress:

Spare Pot	**49805**
Thrust Piece (black) for hand spindle	**49806**
Sealing Ring	**49802**

Acrylmat Pressure Pot **53600**

Polymerization pressure pot, incl. compressed air outlet. Pressure up to 2.2 bar, max. operating temperature 50 °C (122 °F) for hardening silicone negative molds and polymerizing cold-curing acrylics. Compressed air supply required.

Inner diameter: 200 mm
Capacity: 4 l

Spare Sealing Ring for Acrylmat **53603**

Polymat, 230 V **54200**

A pressure polymerization unit for the professional laboratory! Due to the amplified temperature range up to 120 °C (248 °F), cold-curing and hot curing acrylics can be processed quickly. Also suitable for the manufacturing of bubble-free negative molds of silicone. The curing process of the material can be adjusted by stepless electronical temperature control as well as pressure (3–6 bar) and time (up to 60 min.) control. The outer heater is very durable and facilitates the cleaning of the corrosion-resistant stainless steel pressure pot. Water is withdrawn by a drain. A high safety level is provided by a pressure controller, pressure relief valve, pressure switch, temperature limiter and safety interlock. Electricity and compressed air supply required.

Pot diameter: 220 mm
Dimensions: W 380 x D 330 x H 330 mm
Inner height of pot: 190 mm
Weight: 12 kg
Heating output: 1500 W

Micropol 2000 **64300**

Pressure polymerization unit of chrome-hardened stainless steel for manufacturing earmolds (hard/soft, acrylics and silicones) by the means of microwave energy.

Air Charger **64706**

Accessories:
Investment Kit for BTE Earmolds **64302**
Cellophane Foil, 500 pieces **64304**
Screwer for Valve **64306**

Spare parts:
Rubber Membrane (Micropol 2000) **64310**
Rubber Ring for Security Pane, grey **64309**
Spare Valve **64205**
Valve Insert **64204**

Microwave Oven for Micropol **64709**

For the quick polymerization of ITE-shells and earmolds as well as for the vulcanization of silicone earmolds in the special Micropol flasks.

Voltage: 230 – 240 V
Output: 850 W
Outer dimensions: W 482 x H 284 x D 368 mm
Weight: 9.5 kg

Deflasking Hammer **45510**

For deflasking the plaster negative mold out of the Micropol flask.

Plaster Pliers **44000**

For removing earmolds out of the plaster negative molds.

egger LP Lacquers

Numerous UV-curing lacquers for various uses are described in a detailed list in our wide selection of lacquers in the chapter on Services and Repairs see page 95.

Shaping and Surface Polishing

Precision tools can execute delicate operations on the earmold. Thus the earmold becomes comfortable to touch and wear. Specialty tools and polishing agents facilitate the perfect finish of surfaces. egger special tools are suited to meet the requirements of the different earmold materials. The result: The work on the earmold is easily executed and produces high qualitiy results.

egger Offers the Right Tool for Every Material.

The egger specialty tools provide a high-quality manufacturing result! The following table will help you choose the drills and cutters that are right for you, so you will be able to quickly find the tools you are looking for in egger's wide product range!

Baring their teeth

	Toothing		
Material	x-cut from page 169	plain cut from page 170	cross cut from page 172
hard UV-polymerizate	X	X	
hard acrylic material	X	X	
soft UV-polymerizate			X
soft acrylic material	X		
silicone			X

All of our offered tools have a shank of 2.35 mm in diameter.

Giving You the Right Tool for Every Need: Drill Sets.

They will provide you with all the necessary tools needed for the shaping of both, hard and soft earmold materials.

Profit from our favorably priced sets!

The know-how of our experienced lab is knowledge you can trust.

Usage and Safety Information for the Operation of Rotating Tools:

Usage tips

- Insert instrument as deeply as possible.
- Avoid jamming or levering the instrument.
- Discard bent, damaged or not properly functioning instruments.
- Observe recommended operating speed (see product description). If operating speed is exceeded, safety risk increases.
- To avoid damaging tools, do not apply too much pressure while working with the instrument.
- Use personal protective equipment.
  Respiratory protection: Ventilation (from page 187)
  Eye protection: Snug-fitting safety goggles (from page 182)
  Hand protection: Suitable protective gloves (from page 182) or skin protection products
- Please clean the collet chuck of the hand piece regularly, at least once a week

Hand cleansing and skin care products are available from page 66.

Drill Set for Hard Earmold Materials

70060

Drill set for shaping hard earmold materials. It is also suitable for soft, hot-curing polymerizates. This set gives you a clear price advantage opposed to purchasing the drills separately!

Contents:

1 x REF 72900: Carbide Cutter, 4.0 mm
1 x REF 72800: Carbide Cutter, 6.0 mm
1 x REF 76501: Carbide Cutter, ball-shaped, 5.0 mm
1 x REF 76502: Carbide Cutter, ball-shaped, 8.0 mm
1 x REF 76600: Twist Drill, cylindrical, 0.8 mm
1 x REF 72300: Twist Drill, cylindrical, 1.0 mm
1 x REF 72400: Twist Drill, cylindrical, 1.4 mm
1 x REF 76700: Twist Drill, cylindrical, 2.0 mm
1 x REF 77000: Twist Drill, cylindrical, 2.5 mm
1 x REF 70200: Bur, round, 2.5 mm
1 x REF 70300: Bur, round, 2.9 mm
1 x REF 73100: Sand Paper Holder, short
Please consider each tool's maximum operating speed!

Drill Set for Soft Earmold Materials

70070

Drill set for shaping soft earmolds (Silicone, UV-curing material - LP/W). This set gives you a great price advantage opposed to purchasing the drills separately!

Contents:

1 x REF 77200: Trimmer, pear-shaped
1 x REF 76300: EF-Cutter, pointed, 4.0 mm
1 x REF 76000: EF-Cutter, ball-shaped, 4.0 mm
1 x REF 71400: EF-Cutter, ball-shaped, 7.0 mm
1 x REF 71200: EF-Cutter, round bur, 1.4 mm
1 x REF 72200: EF-Cutter, round bur, 2.9 mm
1 x REF 76600: Twist Drill, cylindrical, 0.8 mm
1 x REF 72300: Twist Drill, cylindrical, 1.0 mm
1 x REF 72400: Twist Drill, cylindrical, 1.4 mm
1 x REF 76700: Twist Drill, cylindrical, 2.0 mm
1 x REF 77000: Twist Drill, cylindrical, 2.5 mm
1 x REF 73100: Sand Paper Holder, short
Please consider each tool's maximum operating speed!

Carbide Cutter

Staggered toothing cutter for working on hard acrylics, also suitable for soft hot-polymerizates. Carbide tools are characterized especially by their high durability, stability and efficient work performance.

Please consider maximum operating speed:

Diameter: 2.3 – 4.5 mm 40000 rpm
Diameter: 4.5 – 8.0 mm 30000 rpm

Carbide Cutter
Ø 2.3 mm **76400**

Carbide Cutter
Ø 4.0 mm **72900**
Ø 5.0 mm **77500**

Carbide Cutter, pointed
Ø 6.0 mm **72800**

Carbide Cutter, cylindrical
Ø 6.0 mm **72700**

HM Face-Plate-Trimmer
Ø 2.3 mm **76900**

Carbide Cutter, ball-shaped
Ø 5.0 mm **76501**
Ø 6.0 mm **76500**
Ø 8.0 mm **76502**

Left-Turning Carbide Cutters

Suitable for left-handed people, to be used with counter-clockwise control units. Please consider maximum operating speed of 30000 rpm!

Carbide Bur, round	
Ø 0.8 mm	**76509**
Ø 1.4 mm	**76510**
Carbide Cutter	
Ø 2.3 mm	**76511**
Carbide Cutter	
Ø 4.0 mm	**76512**
Carbide Cutter, fine-toothed	
Ø 4.0 mm	**76513**
Carbide Cutter	
Ø 6.0 mm	**76515**

Twist Drill, cylindrical
Please consider maximum operating speed of 30000 rpm.

Ø 0.6 mm	**72100**
Ø 0.8 mm	**76600**
Ø 1.0 mm	**72300**
Ø 1.2 mm	**72500**
Ø 1.4 mm	**72400**
Ø 1.6 mm	**72510**
Ø 2.0 mm	**76700**
Ø 2.35 mm	**72600**
Ø 2.5 mm	**77000**
Ø 2.9 mm	**76800**

Steel Cutters with Plain Cut

Bur, round
Please consider maximum operating speed of 30000 rpm.

Ø 0.8 mm	**70001**
Ø 1.0 mm	**70002**
Ø 1.2 mm	**70003**
Ø 1.4 mm	**70000**
Ø 1.8 mm	**70004**
Ø 2.1 mm	**70100**
Ø 2.3 mm	**70006**
Ø 2.5 mm	**70200**
Ø 2.9 mm	**70300**
Ø 3.1 mm	**70005**
Ø 3.5 mm	**70400**
Ø 4.0 mm	**70500**
Ø 4.7 mm	**75200**

Cutter, ball-shaped
Please consider maximum operating speed of 20000 rpm.

Ø 5.0 mm	**75300**
Ø 6.0 mm	**73700**
Ø 7.0 mm	**70600**

Cutter, pear-shaped
Please consider maximum operating speed of 30000 rpm.

Ø 4.0 mm	**75500**
Ø 6.0 mm	**70800**

Cutter, cylindrical
Please consider maximum operating speed of 30000 rpm.

Ø 5.0 mm	**75100**
Ø 6.0 mm	**75700**



Cutter, pointed
Please consider maximum operating speed of 30000 rpm.

Ø 4.0 mm	**70900**
Ø 5.0 mm	**71000**

Cutter, oval
Suited for the shaping of grip handles or cerumen hollows or for use in the cymba area.

Please consider maximum operating speed of 20000 rpm.

Ø 6.0 mm	**75900**
Ø 7.0 mm	**75401**
Ø 8.0 mm	**70700**



Speed Trimmer **77300**
Especially suited for the shaping (e. g. ring shape) of BTE earmolds.
Please consider maximum operating speed of 40000 rpm!

Positioning Bur for Snap Ring, 8.0 mm **73300**
Please consider maximum operating speed of 20000 rpm.

Trimmer, assembled
For shaping and finishing silicone earmolds and impressions.
Please consider maximum operating speed of 40000 rpm.

pear-shaped	**77200**
pointed and narrow	**77201**

Square Stone **49600**
For shaping trimmers and rubber polishers.

EF-Cutter

For working on silicone earmolds, e.g. made of egger flex (EF) silicone materials. Also suitable for soft UV-materials (LP/W).

EF-Cutter, ball-shaped
Please consider maximum operating speed of 40000 rpm.

Ø 4.0 mm	**76000**
Ø 5.0 mm	**76100**
Ø 7.0 mm	**71400**

EF-Bur, round
Please consider maximum operating speed of 40000 rpm.

Ø 1.0 mm	**71100**
Ø 1.4 mm	**71200**
Ø 1.8 mm	**75800**
Ø 2.3 mm	**71300**
Ø 2.9 mm	**72200**

EF-Cutter, cylindrical
Please consider maximum operating speed of 40000 rpm.

Ø 5.0 mm	**71700**
Ø 6.0 mm	**71800**

The following EF-cutters are especially suited for the shaping of grip handles or cerumen hollows or for use in the cymba area.

EF-Cutter, oval
Please consider maximum operating speed of 40000 rpm.

Ø 5.0 mm	**71500**
Ø 6.0 mm	**73900**
Ø 8.0 mm	**71600**

EF-Cutter, pear-shaped
Please consider maximum operating speed of 40000 rpm.

Ø 5.0 mm	**76200**
Ø 6.0 mm	**71900**

EF-Cutter, pointed
Please consider maximum operating speed of 40000 rpm.

Ø 4.0 mm	**76300**
Ø 5.0 mm	**72000**

Grinding Sleeve Holder and Grinding Sleeves
For shaping and finishing silicone earmolds
Please consider maximum operating speed of 30000 rpm.

Grinding Sleeve Holder large	**49201**
Grinding Sleeve Holder small	**49200**
Grinding Sleeves large (Ø 8 mm)	**49301**
Grinding Sleeves small (Ø 6 mm)	**49300**

Sand Paper Holder
Please consider maximum operating speed of 20000 rpm.

short	**73100**
conical	**73000**

Corundum Paper
Green, grinding, sharp-edged grit
Width: 15 mm, roll length: 50 m

180 grit, coarse	**40704**
220 grit, fine	**40602**

Abrasive Cloth
Brown, grinding, sharp-edged grit. Due to the grit size, the abrasive lasts longer.
Width: 15 mm, roll length: 50 m

120 grit, coarse	**40606**
220 grit, fine	**40607**
320 grit, extra fine	**40605**

Polishing Disc, assembled – for the hand piece
Ø 20 mm, for repolishing.
Please consider maximum operating speed of 10000 rpm!

leather	**74100**
flannel	**74000**
wool	**74101**

Polishing Paste P 3, 60 g **49700**
Dry polishing agent for mirror-polishing of acrylic earmolds. For the use with polishing disc.

Rubber Polisher, grey
For fine grinding of hard acrylics.
Please consider maximum operating speed of 10000 rpm.

Pointed, assembled	**49402**
Cylinder, assembled	**49401**
Cylinder, not assembled (for mandrel REF 73500)	**49400**
Disc, not assembled (for mandrel REF 73600)	**49500**



Mandrel for Rubber Polisher (REF 49500)
Please consider maximum operating speed of 30000 rpm!

73600

Mandrel for Rubber Polisher (REF 49400)
Please consider maximum operating speed of 30000 rpm!

73500

Drill Stand with Fold-Away Lid
Practical storage stand for up to 23 drills. Due to the fold-away lid this stand can be taken anywhere.

74611

Tool Stand
Practical storage stand for up to 24 drills. Made of high-quality multiplex material (birch).

74610

Magnetic Rack

74600

Laboratory Equipment and Furniture

High-performance devices for work operations in the laboratory. The machines are specialized in their tasks. Easy to maintain, available with all the necessary accessories. The protection products are designed to meet the special requirements and increase the workplace safety and protect your health. Thus they are an important element for sustainable success. For professionals, by professionals. Ergonomic furniture in modular units for the entire laboratory: Practical work benches that contain everything you need, friendly lighting that makes concentrated and precise working over longer periods possible, and efficient suction systems for a clean atmosphere.

Laboratory Equipment 178 - 186
Laboratory Furniture 187 - 193

Technical devices

Always the right turn

Perfecta 300

Technical unit with hand piece and control unit. Equipped with a powerful motor and a high maximum torque (5.5 Ncm). The brushless and maintenance-free engine runs extremely silent and reduces vibrations to a minimum. Suitable for all work areas and types of material. Reversible left-right rotation. The favorable cost-performance technical unit is available as foot-operated or bench-top model and on special request also as knee-controlled version!

Foot-Operated Model

230 V	**55242**
115 V	**552421**

Scope of delivery:
control unit, motor hand piece and hand piece rest
operating speed range: 1000 to 40000 rpm, collet chuck Ø 2.35 mm

Optionally, the foot-operated model can be equipped with a separate control element.

Control Element for MF-Perfecta 300 — 55243

All settings are made with this control element, e. g. activating the reverse operation mode. Functions and operating conditions such as the current speed are constantly in sight on the display. This saves space and improves safety and comfort.

Bench-Top Device, including control element

230 V	**55240**
115 V	**552401**

Scope of delivery:
control unit, pedal, control element, hand piece and hand piece rest, wall holder for control element
operating speed range: 1000 to 40000 rpm, collet chuck: Ø 2.35 mm

Max. speed: 5.5 Ncm
Hand piece length: 138 mm
Hand piece weight: 320 g

Perfecta 600

… and they keep on turning

Technical unit with hand piece and control unit. The Perfecta 600 is equipped with an integrated blowing out function. By pressing a button, the hand piece can be freed from excessive material particles (compressed-air supply required!). Equipped with a powerful motor and a high maximum torque (7.8 Ncm). The brushless and maintenance-free engine runs extremely silent and reduces vibrations to a minimum. Suitable for all work areas and types of material. Reversible left-right rotation. The technical unit is available as foot-operated or bench-top model and on special request also as knee-controlled version!

Foot-Operated Model

230 V	**55247**
115 V	**552471**

Scope of delivery:
control unit, motor hand piece and hand piece rest; operating speed range of 1000 to 50000 rpm, collet chuck: Ø 2.35 mm

Optionally, the foot-operated model can be equipped with a separate control element, to make adjustments and settings, e. g. activating the reverse operation mode. Functions and operating conditions such as the current speed are constantly in sight on the display. This saves space and improves safety and comfort.

Control Element for MF-Perfecta 600 **55248**

Bench-Top Device, including control element

230 V	**55245**
115 v	**552451**

Scope of delivery:
control unit, pedal, control element, hand piece and hand piece rest, wall holder for control element; operating speed range of 1000 to 50000 rpm, collet chuck: Ø 2.35 mm

Max. speed: 7.8 Ncm
Hand piece length: 138 mm
Hand piece weight: 350 g

KaVo K4 plus

Light-weight and ergonomically shaped hand piece for a comfortable work experience without fatigue. The induction motor reduces noise and vibrations to a minimum. The ball bearings and collet chuck can be exchanged easily, the front ball bearing is protected against dust.

Foot-Operated Model

230 V	**55050**
115 V	**55054**

On special request also available as knee-controlled version.

Scope of delivery:
Includes hand piece and hand piece rest.
Pre-selectable speed: 1000 – 30000 rpm (clockwise rotation),
max. torque 4.0 Ncm, collet chuck Ø 2.35 mm

Max. speed: 4.0 Ncm
Hand piece length: 149 mm
Hand piece weight: 220 g

Technical Unit MIO MR 230

55070

The technical unit for in between.
Suitable for the shaping of hard acrylic as well as soft silicone materials in small quantities with a good price-performance ratio. Compact, very light-weight and ergonomically shaped hand piece with micro-motor for a comfortable work experience without fatigue. Simple handling. Freely adjustable speed counter range of 3000 – 35000 rpm. Reversible right-left run. The ball bearing of the hand piece is protected against dust by a dust protective mechanism. Electronically controlled smooth starting of the unit. Including overload protection with automatic motor shut-off. The technical unit can be used without switch-over for mains voltage from 100 – 240 V.

Scope of delivery:
Control unit with micro-motor hand piece, hand piece rest and foot pedal.

Rpm range: 3000 – 35000 rpm
Hand piece length: 143 mm
Hand piece weight: 190 g
Max. speed: 3.0 Ncm

Mini Control Unit with Case

Mobile unit – ideal for home visits. Only suitable for refinishing operations.

230 V	**55600**
115 V	**55602**

Rpm range: 2000 to 12000 rpm
Weight: 1.6 kg

Polishing and Grinding

Polishing Motor PM 2200

High-performance, durable motor, silent-running and maintenance-free machine, slip-resistant stand due to its considerable dead weight, 2 different speeds possible (1500 und 3000 rpm.). Delivery includes 2 spindles.

230 V	**60000**
115 V	**60001**

We will be pleased to also offer you a polishing box with integrated suction unit and lighting. Please ask us for an offer on our current model.

SU Polishing Trough **60100**
Hard rubber tray for collecting polishing abrasives and abrasive dusts, incl. height-adjustable window of safety glass and connecting branch for suction.

Accessories:
Insert Tray **60102**

Adapter for suction hose **60103**

Accessories for polishing motor:

Buffing Wheel
Suitable for wet polishing with Steribim and dry polishing agents.

with Plastic Center, Ø 100 mm **48001**
with Leather Center, Ø 100 mm **48000**

Buffing Wheel, flannel
For high gloss polishing with polishing paste P3.

with Plastic Center Ø 100 mm **48002**

Abrasive Stone, red - for polishing motor
For an efficient finishing of blanks. Abrasive stone holder necessary!

Ø 85 mm **77100**

Abrasive Stone Holder

left side **60201**
right side **60202**

Abrasive Wheel for Polishing Motor **681180**
For the face grinding of shells for ITE hearing aids, including 2 spare grinding discs, 180 grit.

Spare Grinding Discs for Abrasive Wheel, 2 pieces
180 grit **68105**
120 grit **68155**

Please also ask us for an offer on our current model of a small compact device. Please ask for an offer on our current model.

Wet Polishing Agent
Steribim – germicidal pumice paste, gives acrylic earmolds a silky shine.

1 kg (2 x 500 g) **49000**
10 kg **49001**

Dry Polishing Agent
Polishing paste P 3 – Dry polishing agent for mirror-polishing of acrylic earmolds.

60 g **49700**

Products for Work Safety

Eye protection

Safety Goggles **74700**
With a solid, light-weight nylon frame and length-adjustable temples for a good fit. The glasses remain mist-free, are chemical- and UV-resistant as well as anti-static.

Safety Visor **74900**
Band individually adjustable.

Spare Visor **74901**
For safety visor, 0.8 mm thick.

Face mask

Dust Respirator, pre-cast, 10 pieces **74810**
The pre-cast dust respirator complies with the EN 149:2001, protection category FFP2. A integrated valve assures better ventilation and thus avoids the misting up of glasses.

Skin protection

Disposable Nitrile Gloves, 100 pieces
Ideal for daily use in the shop or laboratory. Free of powder, color: white, length: approx. 245 mm. Comply with the EN 455.

small **75004**
medium **75005**
large **75006**

Please also consider our *Cedis* Profi CARE - the lotion for the cosmetic care of hands and skin of our *Cedis* care program. For the complete *Cedis* Profi range, please see pages 66 - 71.

Compressors and Accessories

Cedis AirPower Professional — 82555

The professional alternative for every innovative acoustician shop!
Portable pneumatic compressor with practical air pistol for blowing out vent-tings and vent holes.

- quiet running (approx. 30 dB)
- automatic operation with quick coupling
- 17 l/min suction power
- individually adjustable pressure up to 6 bar
- motor rating 150 W
- 1 l pressure tank
- incl. 4 m spiral compressed-air hose

Weight: 13 kg
Dimensions: W 220 x D 420 x H 390 mm

Compressor Silent 30, 230 V — 64605

Small, portable compressor with compact piston-type motor, silent-running machine (approx. 30 dB), 30 l/min induction power, individually adjustable pressure up to 8 bar, motor performance 200 W, 4 l capacity, automatic operation with quick coupling system for connecting pneumatic equipment – sufficient for 1 compressed air user!

Weight: 19 kg
Dimensions: W410 x D 190 x H 435 mm

Compressor 6-15 M

Runs with virtually no noise (approx. 45 dB), 50 l/min suction power, individually adjustable pressure up to 8 bar, motor performance: 340 W, capacity: 15 l, automatic operation, with quick coupling system for connecting pneumatic equipment.

230 V — 64640
115 V — 64641

Weight: 26 kg
Dimensions: W 380 x D 380 x H 480 mm

Accessories for compressors:

Air Pistol — 69930
Incl. a compressed-air hose, 170 cm, and a plug-on pipe for quick coupling.

Quick Coupling, with thread, 6 mm — 64615
Plug-On Pipe with thread, 6 mm — 64617
Compressed-Air Hose, 6 x 8 mm, 1 m — 64618
Elbow Joint, 6 x 8 mm — 64610
T-Joint, 6 x 8 mm — 64612
Filter Pressure Reducer 3/8" — 64621
with thread for 6 x 8 mm tube

More accessories available on request.

Compressor Oil
for Silent 30, 6-15M, 1 l — 64625
for *Cedis* AirPower Professional, 0.5 l — 646362

Ultrasonic Cleansing Devices

Ultrasonic Cleansing Kit with *Cedis* Profi UltraActiv **86360**

Mobility

The ideal starter kit for every hearing aid professional! The kit includes a compact, mobile ultrasonic cleansing unit with a wireless tank with handle! As the unit does not require a water supply at its location, the cleaner offers you unlimited mobility and is therefore ideally suited for every sales counter, service desk or fitting room. The inner container of stainless steel has a capacity of 750 ml. 5 time periods can be selected in the digital display. Includes basket. Additionally, the set comes with the disinfection concentrate UltraActiv (1 bottle of 500 ml for re-ordering: REF 86208) of our *Cedis* Profi range. With this especially for ultrasonic cleansing devices developed concentrate with antibacterial effectiveness you will achieve best results. For the exact dosing, the kit also contains one 100 ml dosing beaker and two 50 ml glass beakers for the ultrasonic bath.

Elmasonic S 10

Practical, powerful ultrasonic cleansing device with a great cost-performance ratio. Ideal for sales counters or fitting rooms. Attractive design with easy-care stainless steel shell and electronic timer.

230 V	**86210**
115 V	**862100**

Elmasonic S 10/H

Same model as Elmasonic S 10, with selectable heating element (ca. 60 °C / approx. 140 °F), continuous maximum power output per period 2 x 60 W.

230 V	**86211**
115 V	**862110**

Accessories for S 10:

Holder Basket, angular	**86222**
Stainless Steel Insert for 2 glass beakers	**86304**
Cleansing Glass Beaker with lid, 600 ml	**86303**
Stainless Steel Dipping Basket for cleansing glass beaker	**86302**

Glass Beakers for Ultrasonic Bath, 50 ml
The ideal supplement for a professional cleaning of earmolds!

10 pieces **85208**

Other Models of Ultrasonic Devices

On request, we can also offer you larger ultrasonic devices with matching accessories. Please inform us about the requirements. We will then promptly send you a quotation for our current models.

Concentrates for Ultrasonic Cleansing Devices

For disinfecting earmolds quickly and safely we recommend:

***Cedis* Profi UltraActiv**
Concentrate for disinfecting and cleaning earmolds and instruments, free of phenol and aldehyde, effective against bacteria, fungi, HBV- and HIV-viruses. Reaction time: 5 minutes, 3 % solution
Dosing: 1 part concentrate : 97 parts water

500 ml Bottle with portioning pump **86208**
2 l Bottle **862081**

For more products from the *Cedis* Profi range for a professional hygiene management at the workplace please see pages 66 - 71 in our chapter Hygiene Products.

Cleansing Agent "elma clean"
Universal cleansing concentrate for cleaning earmolds, instruments and tools; does not react aggressively and does not attack any materials (Be cautious with aluminum surfaces!).
Dosing: 1 part concentrate : 9 parts water

1 l **86200**

Ventilettes

For bending sound tubes for an anatomically exact and individual fitting.

Ventilette – Standard

Delivery includes beaker and spot heating nozzle. Temperature above nozzle: 300 °C (572 °F), in beaker 250 °C (482 °F).

230 V, white	**65200**
230 V, silver-metallic	**65212**
230 V, black-metallic	**65213**
230 V, ruby-red	**65214**
115 V, white	**65210**

Output: 250 W
Height with jar: 225 mm
Weight: 1.6 kg
Dimensions with base: 100 x 150 mm

Ventilette – Electronic

With electronically controlled temperature pre-selection unit, heat sensor and protective motor switch. Delivery includes beaker and spot heating nozzle, temperature above nozzle: 70 °C – max. 180 °C (158 – max. 365 °F), over beaker 55 ° – max. 155 °C (131 – max. 311 °F).

230 V, white	**65300**
115 V, white	**65310**

Output: 300 W
Height with jar: 225 mm
Weight: 1.7 kg
Dimensions with base: 100 x 150 mm

Suction Units

Using a modern suction unit and optimizing suction systems can considerably reduce dust loading. We offer a variety of suction units so you can choose the best solution that is right for your needs. All our units fulfill the regulations of the German BIA according the IEC 60335-2-69 dust class M.

Being able to breathe freely during grinding operations – this is essential for concentration and health. High-quality suction units provide clean air, remove unhealthy dust particles and reduce annoying odors.

- The double-filter system protects your health and prevents the suction motor from clogging up.
- The integrated automatism keeps the suction power at a constant level, regardless of the filter contamination level.
- Large filters and a quick filter exchange system ensure an economically advantageous use.
- Extremely quiet operation.

Automatic Mobile Suction Unit

The flexibles

Proven safety at the workplace does not need to be expensive!
Single-bench suction unit for under-table installation and mobile use (free-standing with handle). Ideally suited for the shop or manufacturing of ear-molds in small quantities.

All suction units are equipped with a two-fold filter system. Coarse dirt is collected in a filter bag, the fine filter offers additional protection against smallest dust particles.

The compact unit provides:
- a freely adjustable, electronic suction performance
- automatic shut-off when filter is full
- automatic start/stop function according to the control unit
- controllable suction capacity of 18 – 35 l/sec

Scope of delivery:
80 cm suction hose, filter bag and fine filter, 1 pair of spare pistons

with handle

with Handle:

230 V	**62901**
115 V	**62921**

Weight: 18 kg
Dimensions: W 256 x D 400 x H 435 mm

for Installation Under Table (mounting plate included):

230 V	**62906**
115 V	**62918**

Weight: 18 kg
Dimensions: W 256 x D 400 x H 415 mm

for installation under table

For accessories see next page.

Accessories:

The active carbon filter offers additional protection against monomer vapors. The active carbon filter absorbs toxic vapors that emerge during e. g. the handling of acrylics and mixing of monomers. It is a refillable cartridge box. The active carbon should be exchanged regularly (with continuous operation after approx. 3 months).
The active carbon filter replaces the fine filter.



Active Carbon Filter	**62904**
Refill Pack active carbon	**62909**
Spare Filter, 3 pieces	**62802**

For continuous operation with high load, we recommend suction units with brushless vacuum turbines e. g. the FZ 1 VARIOmaster:

For continuous operation

Suction Unit FZ1 VARIOmaster

Starter kit includes two suction side openers and accessories.

The FZ1 VARIOmaster is suitable for the universal use in the earmold laboratory. A particularly flexible concept allows the connecting of two workplaces and optionally of two grinding units, e. g. the polishing motor. Due to the central positioning of the suction unit, more working space is available. The high-performance and durable FZ1 VARIOmaster is quiet and requires little maintenance because of its brushless vacuum turbine. Dust is collected in an integrated dust container (volume: 5 l). Due to the fact that no filter bags are required and that the unit is equipped with a complex filter technique as well as a collector-free engine, operating costs are decreased considerably.

Please order suction funnel separately!
Compressed air supply necessary!

230 V	**62935**
115 V	**62936**

Weight: 38 kg
Max. output: 1200 W
Suction capacity: approx. 60 l/s
Dimensions (approx.): W 224 x H 760 x D 600 mm

Accessories:

Filter Cartridge	**62938**

We will be happy to help you find the appropriate central suction unit with several connected work stations. The individual solution for every laboratory!

Schematic diagram:

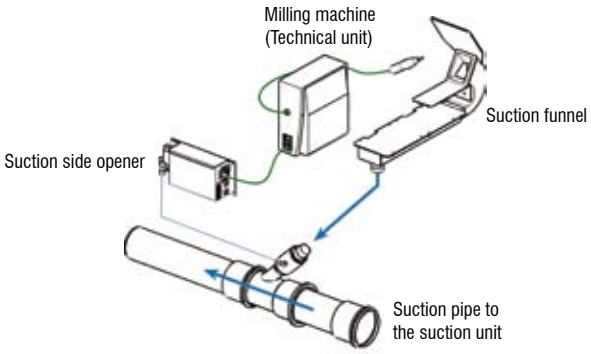

Suction Funnel R1200 **62720**

Incl. extendable rectangular pipe. The plug-in suction funnel R1200 is used together with the extendable rectangular pipe. The special construction guarantees an efficient suction performance while at the same time reducing noise to a minimum. The suction funnel is equipped with an extra large safety shield (H 250 x W 200 mm). The rectangular pipe can be mounted easily under the work bench (W 80 x H 30 mm, extendable length 430 – 540 mm).

Accessories:

Spare Protection Glass Shield for suction funnel R1200 **62723**



Suction Funnel SH-1 mobile **62718**

Can be used on every work bench without the need for permanent installation. The heavy base with a skid-proof, rubberized bottom can be used on the bench in every position. Protection shield (140 x 140 mm) included. Coupling to the suction system with the suction hose.

Accessories:

Spare Protection Glass Shield for suction funnel SH-1 mobile **62719**

Sound Damper, round, for installation in the suction hose **62725**

Suitable for all current egger suction funnels, e. g. R1200, A90, SH-1 mobile and ADC mobile. Noise reduction up to 18 dB is possible. The sound damper should be installed directly before coupling to the suction funnel or the rectangular pipe (if included).

Sound Damper for Suction Funnel R1200 **62724**

The suction noise at the suction funnel can be damped up to 15 dB (similar to the former A90 system). The sound damper only has to be inserted into the rectangular pipe at the coupling of the suction funnel R1200.

Suction Hose, Ø 40 mm, 1 meter **62902**

Y-Connection for Suction Hose **62903**

For connecting 2 working stations.

Workstation Lighting

Working on earmolds demands precision and concentration. Good light is indispensable at every hour of the day. The F1 90/55 single-user lighting brings light to the spot that requires your attention.

- The especially designed reflector illuminates the workstation without dazzling.
- The energy-saving lamp provides jitter- and streak-free daylight
- The metal frame protects against reflexes and bundles the light
- Height-adjustable tripod
- Electronic components guarantee a long life expectancy and high economic efficiency

Workstation Lighting F1 90/55, Tripod on the left-hand side, white
Height-adjustable and swiveling single-user lighting with energy-saving light tube and integrated double outlet. Easy mounting on all workbenches. Also available in black. Light color daylight 12, 1400 – 6500 Lux (measured at a height of 750 – 300 mm).

230 V	**69607**
115 V	**69627**

Easy mounting

with double socket

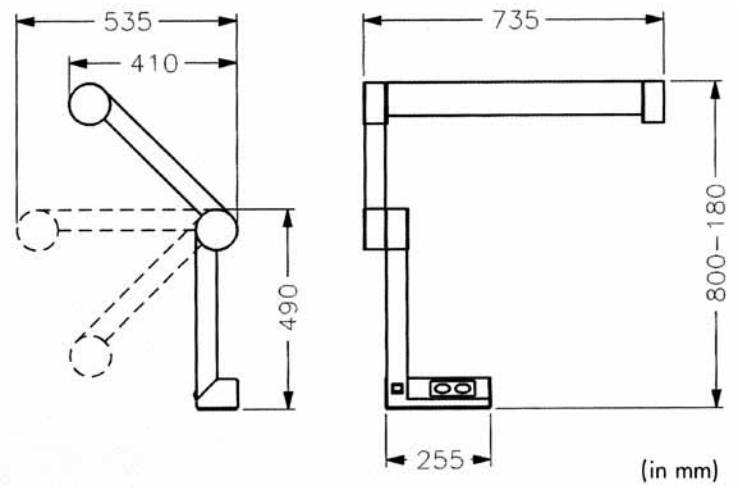

Technical Workbenches

Having everything at one's fingertips – at the well thought-out workbench. This is only possible with a free bench top, practical tool drawers with well structured plastic inserts, a central waste tray and integrated compressed-air supply and electric installations.

- High-quality materials guarantee high durability.
- Benches can be combined to form uniform workgroups.
- Available space can be used optimally due to various combination possibilities.
- All workbenches can easily be reconfigured to fit the needs of the operation.
- A multitude of shapes and colors makes it easy to create an individual and attractive workstation.

Examples for set-up of M4-table groups

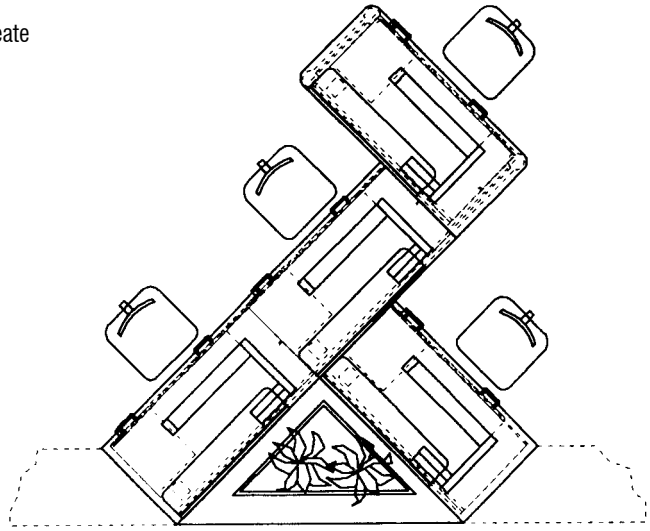

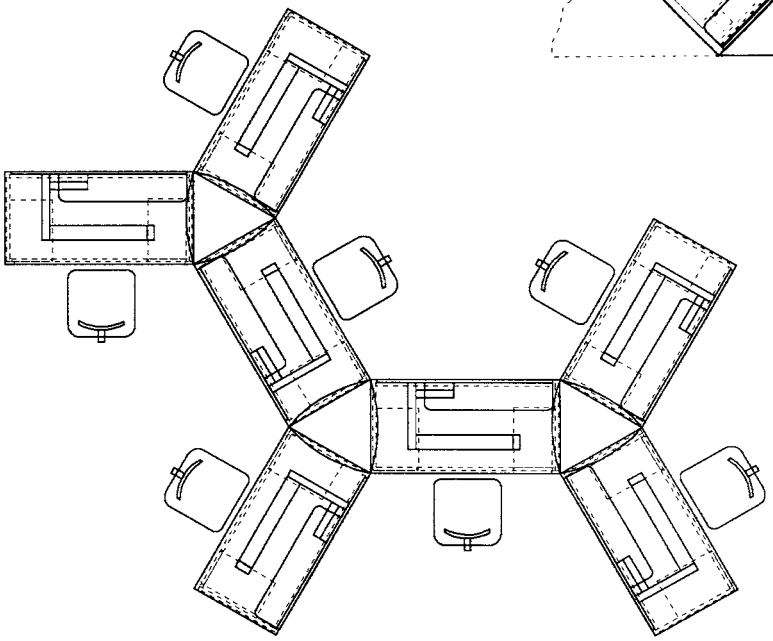

Technical Workbenches

With our technical workbenches we offer you superior design and proven workstation solutions for the daily practice in every laboratory or service station in the shop.

Our technical workbenches are equipped by default with

- mobile suction unit (automatic) with suction funnel R1200
- height adjustable and swivelling lighting (white) with integrated double socket
- table-top shelf with hand piece rest
- tool cabinet with 3 drawers and base
- exclusive softTEC system for noiseless closing of drawers and doors
- 1 air pistol with automatic pull-back function
- armrests extendable (1 set)
- compressed-air supply
- back board closed to the bottom
- transparent desk pad

Colors:

Front and corpus: silver-metallic U 508

Handholds: chrome matt

Base and panel under workbench surface: black



Planning examples:

Group of technical workbenches with 3 workstations, equipped with lighting F1 90/55, table-top shelf, arm rests and single-bench suction system including suction funnel.

Our standard program offers two models – both differ in quality and design of the workbench surface:

Standard

- workbench surface made of robust plastic, design Sahara II
- workplace lighting in white color

69657

Premium

- workbench surface made of high-class, solid beech wood sticks
- workplace lighting in silver color

69656

We offer delivering the bench completely assembled or for self-assembly. Of course we can also offer you an individual solution according to your needs, available in a wide range of colors, forms and equipment features.

Info & Services

Fast, easy, reliable – our service is all about your order. Details about the delivery of the ordered goods to your warehouse are listed on the following pages.

Order	196
Payment	197
Delivery	198
Information on the Transportation of Dangerous Goods	198
General Standard Terms and Conditions	199
Index A – Z	200 - 201
Training Courses	202 - 203
How to Find Us	204

Order

Fast – easy – reliable.

The egger delivery service.

You order.

We deliver.

In time.

To the desired address.

“egger Labortechnik – How can I help you?”

You decide how you want to place your order.

The complete laboratory technique program including care products.

5 ways – one solution

Phone international: +49 831 5811360

Phone Hearing Protection: +49 831 5811390

Phone Earmold Production: +49 831 5811340

Monday to Friday 7:30 a.m. – 18:00 p.m.

Fax international: +49 831 5811314

Fax Earmold Production: +49 831 5811349

E-Mail international: sales@egger-labor.de

E-Mail Earmold Production: otoplastik@egger-labor.de

egger Otoplastik + Labortechnik GmbH

Aybühlweg 59

87439 Kempten/Germany

Online-Shop

www.egger-labor.com

Internet

"Online shopping?"

www.egger-labor.com

- The extensive internet information platform.
- **With integrated shopping system, password protected for you as our customer.**
- According to your preferred conditions you can select and order all catalog products.
- **Track and Trace.**
- **Technical descriptions of devices, safety data sheets and operating instructions can be downloaded as pdf-files.**
- You are always informed about the latest news at egger.

Payment

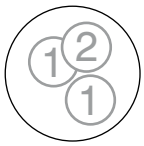

"The bill, please!"

Export sales:

- via bank transfer within 30 days net from invoice date
- initial order is usually delivered against advance payment.

For General Terms and Conditions please see page 199.

Delivery

You are in a hurry?

We deliver according to your preferences.

Ordered today – delivered tomorrow

Orders made by 3 p.m. on workdays are usually dispatched on the same day (if the products are in stock, valid for deliveries within the EU).

Unlimited order quantities

We deliver without stipulating a minimum order quantity or mark up for small-volume purchases for standard products.

Express delivery

Please contact us in very urgent cases.

Free delivery

If your order exceeds a net value of 500 EUR we deliver without packaging and freight charges free German boarder. Profit from the favorable agreements we have made with our shipping contractors.

Right of return

egger grants an unrestricted right of return within 20 days on all catalog products for laboratory equipment in accordance with the General Terms and Conditions. If some of our products do not meet your expectations, just call our customer service hotline. We will immediately exchange them or take them back against a credit note.

Rental service

Is one of your appliances being repaired? We will lend you a replacement appliance. For detailed information please call your customer adviser.

Information on the Transportation of Dangerous Goods

Under the legal regulations (GGVS/ADR, IMDG abd IATA-DGR) some of our products have to be shipped as dangerous goods. These products (even in small quantities) cannot be forwarded by regular mail. Private parcel services are sometimes allowed to forward small quantities within Germany and Europe. Therefore, we usually send the goods via a haulier. The IATA-DGR regulations apply to air freight consignments. Dangerous goods have to be packed in special cardboard boxes. We will be happy to inform you about individual regulations, freight costs and the shipping method most favorable for you.

General Standard Terms and Conditions

Article 1 General Provisions

1. The Seller's deliveries, services and quotations shall be exclusively executed or rendered on the basis of these General Standard Terms and Conditions. They thus also apply to all future business relations even if they are not expressly agreed upon again.

2. Any deviations from these General Standard Terms and Conditions shall only be permissible in exceptional cases through express written acceptance by the Seller.

Article 2 Products

1. The seller reserves the right to make technical changes in his products at all times without previous notification, insofar as the properties of the product are not basically modified or compatibility with other products in the production procedure concerned is not impaired.

2. The Seller reserves the right to discontinue the production and delivery of any individual products or replace such products with new products.

Article 3 Delivery

1. Should the production or delivery of any products ordered be impossible due to force majeure, a lack of deliveries to ourselves, labour disputes, engineering breakdown or similar obstructions, the Seller's delivery commitments shall be suspended and the Seller shall be entitled to cancel such commitments in whole or in part.

2. The Seller shall grant the Purchaser the right to cancel the purchase contract if the date of delivery agreed upon is exceeded by a period of more than eight weeks. Any claims for damages for non-performance shall be excluded. Extended liability pursuant to Section 287 of the BGB [German Civil Code] shall be excluded.

3. If any number of units which has been ordered in a firm manner by the Purchaser is not accepted to its full extent, the Seller shall be entitled to impose a mark-up for small-volume purchases.

4. As regards orders for items made to order, any cancellation by the Purchaser shall be excluded in principle. The buyer is liable to accept and to pay the goods.

5. The Seller shall be entitled to terminate the contract without notice if the Purchaser is in default with the payment of any earlier deliveries.

6. egger grants an unlimited right of return for 20 days - from the date of dispatch to the receipt of the goods - on all catalogue products for laboratory equipment. The right of return is granted under the condition that the articles returned are packed in the original packing, unused and do not show any signs of use. The right of return is excluded in the case of such articles, for which - also minor - price reductions, except cash discounts, have been granted. The right of return is also excluded for earmolds and articles which are not included in this catalogue, in particular for the products mentioned under § 3, point 4.

Article 4 Prices, Terms of Payment

1. The prices indicated in the price list are ex place of shipment, excluding packaging, freight, insurance, customs duties and value added tax. From a net value of EUR 500.00 (with an individual invoice) delivery is effected without freight and packing costs free house or free German border for export deliveries.

2. The prices indicated in the current price list as effective for the time being shall be relevant to invoicing. Upon the publication of a new price list, all previous price lists shall become ineffective as of the effective date (status of new price list).

3. Any special costs in connection with payment, particularly bank charges and expenses, loss on exchange and the cost of transfer for payments in export, shall be borne by the Purchaser.

4. Unless indicated otherwise, any invoices shall be due for payment: Export sales: Within 30 days from invoice date net without any discount. For first order, delivery is made against advance payment.

5. Default in payment starts without further reminder on the day following due date. Should the Purchaser be in arrears with any payment at any point in time agreed upon at the time of the purchase, all obligations to pay which the Purchaser may have vis-à-vis the Seller shall become due.

6. It is only permissible to retain or offset any payments with counterclaims of the Purchaser if undisputed and legally enforceable claims are involved.

Article 5 Shipment and Passage of Risk

1. Shipment shall be effected for the Purchaser's own account and at the Purchaser's risk.

2. The risk of loss is transferred to the Purchaser as soon as the seller has initiated dispatch.

3. Any additional expense for a faster mode of shipment shall be at the Purchaser's expense, even if the period of delivery is exceeded by a short time.

4. In the absence of any instructions by the Purchaser, packaging and shipment shall be effected at the best discretion; no packaging can be taken back.

5. The "Incoterms" as amended for the time being shall apply to the interpretation of international trade terms such as CIF, FOB etc.

6. The Seller shall be entitled, but not required, to insure deliveries in the name and for the account of the Purchaser.

Article 6 Warranty and Liability

1. If the delivery item is defective or if it fails to show any warranted qualities or if it becomes defective during the warranty period due to any defect in manufacturing or materials, the Seller, at its option, shall supply a substitute or perform rework, with the exclusion of any other warranty claims by the Purchaser, in particular, with the exclusion of any consequential damage incurred by the Purchaser. A maximum of three rework actions shall be permissible. Liability shall only be assumed to the amount of compensation effected. The return shipment of defective products shall require the Seller's consent, otherwise the Purchaser shall bear the cost of return shipment. Defective products shall only be taken back in the condition delivered.

2. The details provided by such manufacturers shall apply to all products of third-party manufacturers which are delivered.

3. The warranty period is subject to legal requirements.

4. All parts exposed to normal consumption or wear and tear shall be excluded from warranty. This shall also apply to any damage incurred due to overload or improper handling.

5. Any notices of defects due to the number of units, quality or execution of products shall only be legally effective if the Seller is notified of such defects in writing immediately following the receipt of the products. Notices of defects shall be excluded in principle after a period of 8 days following the receipt of the products. Any shortages shall be compensated for through subsequent delivery or a credit note.

Article 7 Reservation of Title

1. The products delivered shall remain the Seller's property, as conditional commodity, until the payment of the purchase price and the payment of all debts existing from the business relations (and any debts incurred in connection with the object sold). The transfer of individual debt items to an open account or the striking and confirmation of a balance shall not cancel the said reservation of title.

2. The Purchaser shall only be entitled and authorised to resell the said conditional commodity in the normal proper course of business and provided that any debts as defined in paragraph 3 shall be actually transferred to the Seller. The Seller shall not be entitled to effect any other dispositions with respect to the conditional commodity, particularly pledging or transfer of property by way of security.

3. If any conditional commodity is sold by the Purchaser alone or in conjunction with any commodity not owned by the Seller, the Purchaser shall now assign any debts arising from such resale to the amount of the value of the conditional commodity, including all secondary rights and rank before the rest; the Purchaser shall accept such assignment.

4. The Seller shall authorise the Purchaser, subject to revocation, to collect the debt assigned pursuant to paragraph 3. At the Seller's request, the Purchaser shall name the debtor(s) with respect to the debt(s) assigned and shall also notify such debtor(s) of the assignment itself.

5. The right to resell and utilise and the authorisation to collect the debt assigned shall expire upon stoppage of payments, an application for commencement or actual commencement of bankruptcy proceedings, any judicial composition proceedings or voluntary settlement; the direct debit authorisation shall also expire in the event of any protest of a cheque or bill.

Article 8 Devices on loan

1. Devices on loan can be provided, depending on availability, for free (e. g. in the case of repairs) for a certain period to be agreed upon. The leased device must be returned in the original package. The customer assumes the costs and risk of transportation. The customer is responsible for the correct use of the leased device. The customer is not entitled to hand the leased object over to third parties outside his company. Any defects in the leased device are invoiced to the customer.

Article 9 Conclusion of the Contract

1. Any offers contained in brochures, advertisements etc. shall be subject to change without notice and non-binding - also with respect to any prices stated.

2. Additional agreements, changes or supplements are only valid, if they have been confirmed in writing by the seller. The same applies to the representation of properties. Agreements concerning a waiver of the written form must also be made in writing.

Article 10 Place of Performance, Jurisdictional Venue and Partial Ineffectiveness

1. The place of performance for all rights and obligations arising from legal transactions entered into with the Seller shall be Kempten, Allgäu, for both parties. The place of jurisdiction for both parties is - insofar as legally permissible - Kempten, Allgäu.

2. Should any of the aforesaid provisions be or become ineffective, the effectiveness of the remaining provisions shall not be affected thereby.

A–Z Hearing Protection

Accessories 40 - 46
Allergy Problems 11
ALPINE Hearing Protection Series 21 - 23
Care Products for Hearing Protection 46
Communication Technology 26 - 31
Custom-made Hearing Protection 16 - 25
DLO Hearing Protection 24
Earmolds for Children 12
Impulse Filter 20
Individual Hearing Protection 16 - 25
Individual Protection Earmolds 25
In-Ear-Monitoring 26 - 31
Labeling of Earmolds 13
Materials for Conventional Manufacturing 10
Noise at Work 47
Protection Earmold 25
Rapid Manufacturing 8 - 9
Spare Filter 45
Splash Protection Earmold 25
Standard Hearing Protection 32 - 39

A–Z Laboratory Technique

Abrasive Cloth 174
Abrasive Stone 181
Abrasive Stone Holder 181
Abrasive Wheel for Polishing Motor 181
Acryl/B Polymer and Monomer 160
Acrylic Technique 156 - 165
Acrylic Tips 77/80
Acrylmat Pressure Pot 164
Active Carbon Filter 188
Adhesive Wax 131
Air Blower 62
Air Charger 164
Air Pistol for Workbench 183
AirPower 62
Aloe Vera Care Gel for Ears 46/63
Alpha NT 200 Otoscope 77
Aluminum Cap for Vent Ear Light 145
Anchor 108
AQUA Splash Proof Materials 151/152/154
Aquapress 163
Automix Cartridge System 82 - 83

Bakke-Horn 108
Battery Tester 92
Bench-Type Magnifier 100
Bite Block 89
Black Foil 140
Bottom Parts for Gasket Forms 130
Buffing Wheels 181
Bulk Bin 117
Bur Round 169/170/172

Care Gel for Ears 46/63
Care Products 50 - 65
Cartridge Syringes 142/144
Catamaran 154
Cedis [my.name] 64/65
Cedis Care Products 50 - 65
Cedis Kids Care Products 54 - 59
Cedis med Care Products 58
Cedis N-Pro Care Products for Hearing Protection 60/63
Cedis Profi 66 - 71
Clamp Frame for Posters 117
Clamping Tweezers 100
Cleansing Agents for Impression Materials 185
Cleansing Brushes for Ventings 62
Cleansing Products for Hearing Aids and Earmolds 50 - 65
Cleansing Threads 61
Color Concentrate 161
Colorline Deco Display 113
Compressed Air Supply, Accessories 183
Compressors 183
Connecting Springs 109
Connectors for Hard and Soft Earmolds 109
Correcting Wax 121
Corundum Paper 174
Coupling Kit for Silicon-Mixing Device 127
CROS Tubes 107
Cutters 166 - 172
Cylinder for Impression Syringe 87/88

Deco Columns 112
Deco Display Colorline 113
Deco Ears 113/115
Decoration Products 111 - 117
Deflasking Hammer 165
Desoldering Braid 99
Dial Caliper 140
Digital Timer 162
Dipping Jars 97
Dipping Sieve 123
Dipping Wax 123
Disinfectant Agents for Ultrasonic Units 70/185
Disinfection and Care Products for Hand Hygiene 66 - 71
Dispenser Bottle 161
Dispenser for Otoscope Funnels 78
Dispenser for UV-Materials 140
Display Magic Ear 115
Display Timeless 115
Disposable Funnels for Otoscopes 77
Dosing Device for Modeling Pastes 143
Dosing Needles for Cartridges 144
Dosing Tips for Instant Adhesive 97
Drill Holder 101
Drills 168 - 173
Dry Case for Hearing Aids 57
Dry Polishing Agent 174/182
Dry Tubes 106
Drying Bag for Hearing Aids 58
Drying Capsules for Hearing Aids 57
Drying Cushion for Hearing Aids 57
Duplicating Material 126
Duplicating Silicone 127
Duplicating Unit EDG 1 126

Ear Canal Hair Trimmer 85
Ear Light for Ventilated Impression Taking 79
Ear Light with Acrylic Tip 79
Earmold Vacuum Cleaner 99
Earplug Olive-Shaped 109
EDG 1, Duplicating Unit 126
egger A Impression Material 75/85/86
egger A/ITE Impression Material 75/82
egger A/soft Impression Material 75/82
egger AQUA Splash Proof Material 151
egger C Impression Material 86/87
egger EL Light-Curing Units 136 - 139
egger flex Silicone Material 153
egger flex S-Pro Splash Proof Material 152
egger flex Tube with Anchor 108
egger flex/AB Silicone Material 150
Elbows 107
elma clean Cleansing Agent 185
Elma Ultrasonic Cleansing Units 184
Erkogum 96
ESG 2, Silicone-Mixing Device 127
Expander for Super Seals 93
Expanding Attachment 108

Face Mask 182
Face-plate-Trimmer 169
Fiberglass Pen 101
Filter for Suction Units 188
Flannel Buffing Wheel 181
Flat Nose Pliers 101
Free Speech Set T-Link 92
Fricotherm Monomer and Polymer 160

Gasket Forms 130
Glass Board, Magnetic 114
Gloves 182
Grinding Sleeve Holders 173
Grinding Sleeves 173
Grinding Discs 181
Grip Stencil Set 155

Handles for Silicone Earmolds 109
Hardener B for Catamaran/Microflex 153/154
Hardener for egger C Impression Materials 86/87
Hearing Aid Accessories 90 - 93
Heating Piston with Tip 109
Heine Otoscopes, Ear Lights and Accessories 76 - 80
Holder for Thermometer 123
Horn Elbows 108
Horn Tubes 106/108
Hot Air Oven 129/154
Hucki Assortment 92
Hygiene at the Workplace 66 - 71
Hygiene Management at the Workplace 66 - 71

Impression Film 89
Impression Material 75/82/83/85/86/87
Impression Pads 80/81
Impression Preparation 118 - 124
Impression Removing Instrument 131
Impression Syringes 87/88
Impression Taking Technique 72 - 89
Impression Tweezers 88
Inject Pistols 83
Instant Adhesive 97
Investment Forms 130
Isolat 129

Junction Couplings for Listening Tubes 99

KaVo Technical Devices 179

Laboratory Appliances 176 - 186
Laboratory Equipment 187 - 193
Lacquer as Coating for Impressions 123
Lacquer H/II, Silicone Lacquer 95
Lacquer L, Silicone Lacquer 95/123
Lacquer, Light-Curing 95
Lacquering Tubes 96
Lamps for Light-Curing Units 136 - 139
Libby Horn see Horn Tubes 106 - 108
Light-Curing Units 136 - 139
Light Guides for Vent Ear Light 145
Light Pistol Megalux CS 142
Light Tubes for Light Curing Units 136 - 139
Lighting for Workbench 190
Listening Tubes 98/99
LP Modeling Pastes 141/142
LP UV Materials 134 - 136
LP/H Lacquer 95
LP/W Lacquer 95
LP-Cleaner 140

Magic Ear 115
Magnetic Rack 175
Mandrels 124
Measuring Beaker 162
Measuring Spoons 86/87
Megalux CS Light Pistol 142
Microflex 153
Micropol 2000 164
Microwave Oven 128/165
Mini 3000 Otoscope 76
Mini Control Unit 180
MIO MR Technical Unit 180
Mixing Canulas 84/127
Mixing Cups 162
Mixing Slab 88
Mixing Spatula 88
Modeling Instrument 143
Modeling Pastes 97/141/142
Mold Plate for Silicone Earmolds 155
MultiTool 61

Negative Molds 125 - 131
Nylon Tubes 108

Otoblocks (see Impression Pads) 80/81
OtoFloss Cleansing Threads for Slim Tubes 54/61
Otoplastic Trolley 102

Pen for Marking Impressions 124
Pen Scope Otoscope 78
Perfecta 300/600 - Technical Units 178/179
Place-Marker for Snap Ring 155
Plaster 128
Plaster Accelerator 128
Plaster Pliers 165
Plaster Solvent 128
Polishing Discs 174
Polishing Motor 180
Polishing Paste 174
Polishing Trough 181
Polymat 163/164
Poster Clamp Strip 117
Poster, Clamp Frame, Clamp Strip 117
Practice Ear 89
Preparing the Impression 118 - 124
Presentation Box 116
Presentation Heads Max and Telly 112
Presentation Panels 117
Presentation Products 110 - 117
Presentation Tray 116
Pressure Pots 163/164
Primer for Instant Adhesive 98
Private Label for Care Products *Cedis* [my.name] 53/64/65
Protection Cover for Hearing Aids, Super Seals 93
Protection Glass for Suction Funnel 189
PVV-Venting 145

Removal String 109
Repair Kit 94/102
Repair Pastes 97/141/142
Repairs 94 - 103
Reusable Funnels for Otoscopes 77/79
Riester Otoscopes and Accessories 78/79
Rubber Polisher 174

Safety Goggles 143/182
Safety Visor 182
Sales Counter Display 117
Sand Paper 174
Sand Paper Holder 174

Scales 162
Scalpel 124
Scissors 89/100
Screw Driver Kit 101
Service 94 - 103
Service and Repair Kit EL 3 94/102/103
Shaping and Surface Polishing 166 - 175
Side Nippers 101
Silex Cleansing Liquid 88
Silicone Cold-Curing Materials 146 - 152
Silicone Cutters 172/173
Silicone Ears (Deco Ears) 113/115
Silicone Hot-Curing Materials (149) 152 - 155
Silicone Lacquers 95
Silicone Technique, Cold-Curing 146 - 152
Silicone Technique, Hot-Curing (149) 152 - 155
Silicone transparent for Negative Molds 127
Silicone-Mixing Device ESG 2 127
Slim Tube Cleansing Products 54/61
Snap Ring for Hard Earmolds 109
Snap Ring for Soft Earmolds 109
Soft Polishing Disc 124
Solder Wire 99
Soldering Tips 99
Soldering Units 99
Sound Damper for Suction Units 189
Sound Tubes and Accessories 104 - 109
Speed Trimmer 171
Splash Proof Materials 151/152/154
Spray for Cleaning and Disinfection 60
S-Pro Splash Proof Materials 152
Square Stone 172
Steribim, Wet Polishing Agent 181
Stetoclip 98
Suction Funnel with Accessories 189
Suction Units 187/188
Super Seals 93
Surface Cleaner 97

Technical Devices 178 - 180
Technical Workbenches 191 - 193
Temperature Control TR4 122
Thermal Oven UNB 100 154
Thermometer 123
Timeless, Display 115
Timer 162
Tips for Canulas 85
T-Link 92
Tool Box 102/103
Tools- / Drill Stand 175
Tops for Listening Tubes 99
Training 102/103/202/203
Training Earmolds 103
Travel Bag 56
Tray for Presentation 116
Trimmer 124/172
Tube Junction 109
Tube Widening Pliers 100
Turning Motor 138
Tweezers 88/100
Twist Drill 169/170

Ultrasonic Cleansing Units 184
Ultrasonic Cleansing Units, Accessories 70/185
Uniglue 97
Universal Knife 124
UV-Curing Units 136 - 139
UV-Materials 134 - 136
UV-Polymerization 132 - 140
UV Safety Goggles 143/182

Vario Venting 145
Varioflex Monomer and Polymer 161
Varnishing Brush 96
Varnishing Holder 96
Varnishing Holder Kit 96
Vent Ear Light 144
Vent Tubes 143
Vent Tubes with Wire 143
VentBrush 62
Ventilettes 186
Venting 141 - 145

Wax 123 - 131
Wax Guard 107
Wax Immersion Device 122
Wax Immersion Kit Profi 122
Wax Knife 131
Wax Knife, electrical 121
Wax Pin 37
Wax Solvent 129
Wet Polishing Agent 181
Wipes for Cleaning and Disinfection 59/60

Xpress Modeling Paste 142



International Training Courses for Technicians

The courses offer an introduction to different earmold manufacturing techniques for earmold producers from all continents. Qualified egger employees help the technicians decide which equipment should be used. The participants receive basic knowledge in the production as well as the complete know-how in handling new devices and materials. The goal of the course is to enable the participants to independently and professionally produce earmolds.

egger Otoplastik + Labortechnik takes individual care of the international trainees during their whole stay.

Seminars

Where is the development of laboratory technique headed? How does the new EU-Noise-Guideline influence my work as an hearing aid expert? What is the broadened care program able to offer me and my customers?

egger addresses current questions from the sectors otoplastics and laboratory technique and offers additional training courses. These courses last one or several days and are held in spacious seminar rooms next to our laboratories with the newest technical equipment. In discussions with our own and other expert speakers, the participants learn how to react appropriately to the challenges of the future.

Get to know something new, in a pleasant atmosphere in the attractive region of the Allgaeu, Bavaria.

How to Find Us

By car:
Coming from **Munich** head to freeway A 96 towards “Lindau”. Leave the A 96 at exit no. 22 towards “Jengen/Kaufbeuren”. Stay on the B 12 until you reach Kempten and keep going on straight until you reach the turn-off to “Buchenberg”. Now, turn right into “Lindauer Straße”. At the second traffic light turn right into “Aybühlweg”. You will find us on your left after approx. 100 m.

Coming from **Stuttgart/Ulm** or Füssen on freeway take the exit “Kempten”. Get on “Adenauerring”. Stay on the “Adenauerring” for approx. 5 km until you reach the turn-off to “Buchenberg”. Now, turn right into “Lindauer Straße”. At the second traffic light turn right into “Aybühlweg”. You will find us on your left after approx. 100 m.

Coming from **Zurich/Lindau** on highway B 12 head towards “Buchenberg” in Großholzleute and go to Kempten. After the suburb “Rothkreuz” turn left into “Aybühlweg” at the first traffic light. You will find us on your left after approx. 100 m.

By rail:
You arrive at Kempten central station. From there, take a taxi. Of course, we will always be pleased to pick you up from the station!

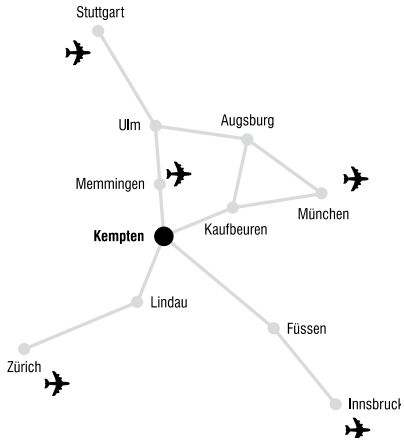

egger Otoplastik + Labortechnik GmbH
Aybühlweg 59
D-87439 Kempten/Germany

Phone international: +49 831 5811360

Fax international: +49 831 5811314

E-Mail international: sales@egger-labor.de
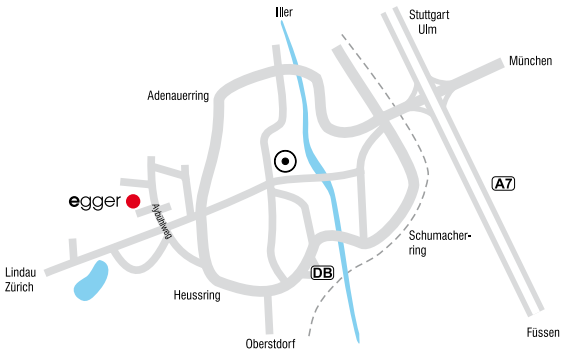
Website laboratory equipment: www.egger-labor.com